

# **Teach Yourself Swahili**

**© Hassan O. Ali & Ali M. Mazrui**

**August 3, 2004**

# Contents

<b>ABOUT THIS COURSE</b> .....	<b>1</b>
<b>ABOUT SWAHILI</b> .....	<b>1</b>
<b>LESSON 1: ALPHABET</b> .....	<b>3</b>
<b>LESSON 2: PRONUNCIATION GUIDE</b> .....	<b>3</b>
VOWELS .....	3
SYLLABLES.....	3
SAME SOUND AS IN ENGLISH: F, H, L, M, N, S, V, W, Y, Z .....	4
“HARD” CONSONANTS: B, D, G, J.....	4
“ROLLING” R .....	4
TWO-CONSONANT COMBINATIONS: CH, DH, GH, KH, MB, MY, ND, NG, NG’, NJ, NY, SH, TH, VY .....	5
TWO DISTICT SOUNDS: CH, K, P, T .....	5
ADDITION OF “W” .....	6
<b>LESSON 3: LETTER SOUNDS</b> .....	<b>7</b>
<b>LESSON 4: SYLLABLE SOUNDS</b> .....	<b>12</b>
<b>LESSON 5: EMPHASIS</b> .....	<b>13</b>
<b>TEST YOURSELF 1</b> .....	<b>14</b>
<b>LESSON 6: PERSONAL PRONOUNS</b> .....	<b>15</b>
<b>LESSON 7: PREFIXES – THE BASICS</b> .....	<b>15</b>
<b>LESSON 8: PREFIXES FOR PRONOUNS AND TENSES</b> .....	<b>17</b>
<b>LESSON 9: VERBS</b> .....	<b>19</b>
<b>LESSON 10: SENTENCE EXAMPLES</b> .....	<b>20</b>
<b>TEST YOURSELF 2</b> .....	<b>27</b>
<b>LESSON 11: GREETINGS</b> .....	<b>28</b>
<b>LESSON 12: SELF-INTRODUCTION</b> .....	<b>28</b>
<b>LESSON 13: ASKING FOR DIRECTION</b> .....	<b>29</b>
<b>LESSON 14: ASKING FOR HELP</b> .....	<b>30</b>
<b>LESSON 15: RELATIONS</b> .....	<b>30</b>
<b>LESSON 16: HUMAN BODY PARTS</b> .....	<b>31</b>
<b>LESSON 17: FOOD</b> .....	<b>32</b>
<b>LESSON 18: NUMBERS</b> .....	<b>33</b>
<b>LESSON 19: DAYS OF THE WEEK</b> .....	<b>35</b>
<b>LESSON 20: TIME</b> .....	<b>35</b>
<b>LESSON 21: CLOTHES AND ADORNMENT</b> .....	<b>37</b>
<b>LESSON 22: ANIMALS AND INSECTS</b> .....	<b>38</b>
<b>LESSON 23: PROFESSIONS</b> .....	<b>46</b>
<b>LESSON 24: COURTESY AND EMERGENCY</b> .....	<b>46</b>

<b>LESSON 25:</b>	<b>ENTERTAINMENT</b> .....	<b>47</b>
<b>LESSON 26:</b>	<b>HOME</b> .....	<b>48</b>
<b>LESSON 27:</b>	<b>OFFICE</b> .....	<b>49</b>
<b>LESSON 28:</b>	<b>TRAVEL</b> .....	<b>50</b>
<b>LESSON 29:</b>	<b>SHOPPING</b> .....	<b>51</b>
<b>DICTIONARY</b>	.....	<b>52</b>

# Teach Yourself Swahili

Hassan O. Ali & Ali M. Mazrui

## ABOUT THIS COURSE

This is a unique **Teach Yourself Swahili** course. We have designed it to give you a very easy way to learn to speak, read, and even write Swahili words correctly. It gives you the ability to learn new Swahili words not only by the way they are written, but also with correct pronunciation.

We have made great efforts to provide in this course many useful Swahili words that you will sure find handy in many practical situations. Just click on the words written in **blue**<sup>1</sup> to listen to the way the words are correctly pronounced.

We hope you'll enjoy this course!

## ABOUT SWAHILI

First of all, is it “Swahili” or “Kiswahili”? It’s both! It’s “Swahili” if you say it in English, and “Kiswahili” if you say it in Swahili. The following example will make it more clear. The language spoken in France is “French” in English, “Français” in French, and “**Kifaransa**” in Swahili. Calling the language spoken in Tanzania, “Kiswahili”, while speaking in English is like calling the language spoken in France, “Français”, while speaking in Swahili instead of “**Kifaransa**”.

Now, what is this language called “Swahili”? It belongs to a family of Bantu (African) languages spoken mostly in eastern, central, and southern Africa. Due to historical reasons, it has borrowed heavily from Arabic, Persian, Kutchi (Indian), and English languages. It has also borrowed to a lesser extent from other languages such as German, and Portuguese. While the vocabulary is of mixed origins, the language syntax and grammar is purely Bantu.

For centuries, Swahili remained as the language of the people of the East African coast. In fact the word “Swahili” itself was originally used by early Arab visitors to the coast and it means "the coast". Ultimately it came to be applied to the people and the language. Long-time interactions with other people bordering the Indian Ocean spread the Swahili language to distant places such as on the islands of Comoro and Madagascar and even far beyond to South Africa, Oman and United Arab Emirates. Trade and migration from the

---

<sup>1</sup> Pronunciation of the words is provided only in the Teach Yourself Swahili CD that can be ordered from [http://www.glcom.com/swahili/lessons/teach\\_yourself\\_swahili.html](http://www.glcom.com/swahili/lessons/teach_yourself_swahili.html) for only US\$25. This document represents the CD content – minus the sound.

Swahili coast during the nineteenth-century helped spread the language to the interior of particularly Tanzania. It also reached Uganda, Rwanda, Burundi, Congo, Central African Republic, and Mozambique.

Christian missionaries adopted Swahili as the language of communication to spread the Gospel in Eastern Africa. So, the missionaries also helped to spread the language. As a matter of fact the first Swahili-English dictionary was prepared by a missionary. During the colonial time, Swahili was used for communication with the local inhabitants. Hence the colonial administrators pioneered the effort of standardizing the Swahili language. Zanzibar was the epicenter of culture and commerce. For that reason, colonial administrators selected the dialect of the Zanzibar (Unguja) town as the Standard Swahili. The Unguja dialect (Kiunguja) was then used for all formal communication such as in schools, in mass media (newspapers and radio), in books and other publications.

Now Swahili is spoken in many countries of eastern, central, and southern Africa. For Tanzania, deliberate efforts were made by the independent nation to promote the language (thanks to the efforts of the former head of state, Julius K. Nyerere). Tanzania's special relations with countries of southern Africa was the main reason behind the spread of Swahili to Zambia, Malawi, South Africa, and other neighboring countries to the south. Swahili is the national as well as the official language of Tanzania - almost all Tanzanians speak Swahili proficiently and are unified by it. In Kenya and Uganda, it is the national language, but official correspondence is still conducted in English.

Swahili is the most widely spoken language of eastern Africa. It is one of the languages that feature in some world radio stations such as, the BBC, Radio Cairo (Egypt), the Voice of America (U.S.A.), Radio Deutschewelle (Germany), Radio Moscow International (Russia), Radio Japan International, Radio China International, Radio Sudan, and Radio South Africa. The Swahili language is also making its presence in the art world - in songs, theatres, movies and television programs. For example, the lyrics for the song titled "Liberian girl" by Michael Jackson have Swahili phrases: "**Nakupenda pia, nakutaka pia, mpenzi we!**" (I love you, and I want you, my dear!). The well-celebrated Disney movie, "The Lion King" featured several Swahili words, for example "**simba**" (lion), "**rafiki**" (friend), as the names of the characters. The Swahili phrase "**hakuna matata**" (No troubles or no problems) was also used in that movie.

The promotion of the Swahili language is not only in its use but also deliberate efforts are made throughout the world to include it in education curriculums for higher institutions of learning. It is taught in many parts of the world.

## LESSON 1: ALPHABET

The Swahili language doesn't have its own alphabet. It was originally written using the Arabic alphabet. For the sounds missing in the Arabic alphabet like **CH** and **G**, Farsi characters were used. Later on in history, the colonial rulers in East Africa and Christian missionaries started to write Swahili words using the English alphabet.

Swahili words can be written fully using the English alphabet. Some sounds are represented by letter combinations – just like in English. For example, the “TH” letter combination in Swahili sounds the same way as in the English word “THINK”. No words, however, use letters “Q”, “X”, and lone “C”. Letter “C” only appears in a “CH” letter combination that sounds like in the English word CHURCH.

## LESSON 2: PRONUNCIATION GUIDE

Swahili pronunciation is extremely easy. You'll learn in this lesson how syllables are constructed in Swahili and how to pronounce them. We'll start our lesson with vowels – the most important building blocks of most Swahili syllables.

### Vowels

Vowels are called “**vokali**” in Swahili. They are, **a, e, i, o, u** - just as in English, but pronounced a little differently. In every Swahili word the vowels make exactly the same sounds – no exception what-so-ever! For example, in English, the vowel “e” sounds differently in words “Peter” and “elephant”. It's not like that in Swahili. Vowel “e” in every word sounds like “e” as in “elephant”.

### Syllables

Syllables in Swahili are made of vowels alone, or combinations of consonants and vowels. The exception is with letters “m” and “n” which form syllables just by themselves in some words e.g. “mtu” (person), “nchi” (country).

Swahili people don't like “hanging consonants” – consonants that are not followed by vowels. Therefore, if your name is “John” with a hanging “n”, they'll call you “**Joni**” – with a vowel “i” added at the end. If you're “Bruce” – with a hanging “s” sound – they'll call you “**Brusi**”. If you're “Rose” – with a hanging “z” sound – they'll call you “**Rozi**”. Of course the Arabic name “Salim” becomes “**Salimu**”. You have to watch out if your name is “Cook” or “Cooke” because they will call you “**Kuku**” which actually means “chicken” in Swahili! The most common consonants that can be forgiven to appear in a “hanging” state are “f”, “k”, “l”, “m”, “n”, and “s”, appearing in the middle. For

example, “**afya**” (health), “**maktaba**” (library), “**almasi**” (diamond), “**mamlaka**” (authority), “**mantiki**” (logic), and “**mstari**” (line).

### Same sound as in English: **f, h, l, m, n, s, v, w, y, z**

The above-listed letters make exactly the same sounds as in English:

<b>f</b>	<b>farasi</b> (horse), <b>fedha</b> (silver), <b>figo</b> (kidney), <b>foronya</b> (pillow-case), <b>kifua</b> (chest)
<b>h</b>	<b>hatari</b> (danger), <b>hewa</b> (air), <b>historia</b> (history), <b>hoteli</b> (hotel), <b>huduma</b> (service)
<b>l</b>	<b>saladi</b> (salad), <b>leseni</b> (license), <b>limau</b> (lemon), <b>lozi</b> (almond), <b>lugha</b> (language)
<b>m</b>	<b>maji</b> (water), <b>meza</b> (table), <b>mimi</b> (I), <b>moja</b> (one), <b>muhimu</b> (important)
<b>n</b>	<b>nazi</b> (coconut), <b>nane</b> (eight), <b>nani</b> (who), <b>neni</b> (word), <b>nusu</b> (half)
<b>s</b>	<b>safari</b> (journey), <b>serikali</b> (government), <b>siri</b> (secret), <b>sokwe</b> (chimpanzee), <b>kasuku</b> (parrot)
<b>v</b>	<b>vanila</b> (vanilla), <b>veli</b> (veil), <b>vita</b> (war), <b>volcano</b> (volcano), <b>vumbi</b> (dust)
<b>w</b>	<b>watu</b> (people), <b>wembe</b> (razor blade), <b>wiki</b> (week), <b>woga</b> (fear)
<b>y</b>	<b>yaya</b> (maid), <b>yeye</b> (he/she), <b>yeyote</b> (anyone), <b>yunifomu</b> (uniform)
<b>z</b>	<b>zabibu</b> (grape), <b>zege</b> (concrete), <b>ziwa</b> (lake), <b>zoezi</b> (exercise), <b>zulia</b> (carpet)

### “Hard” consonants: **b, d, g, j**

The above four letters make sounds that are slightly different from English. They are pronounced in a “hard” way rather than the English “soft” way. For example, the word for “father” should correctly be pronounced as “**baba**”, not “**baba**”. The word for “boat” is “**boti**”, not “**boti**”. The word for “sister” is “**dada**”, not “**dada**”. The word for “cheetah” is “**duma**”, not “**duma**”. The word for “car” is “**gari**”, not “**gari**”. The word for “knee” is “**goti**”, not “**goti**”. The word for “yesterday” is “**jana**”, not “**jana**”. The word for “jinni” is “**jini**” not “**jini**”.

### “Rolling” **r**

The letter “r” is always pronounced with a “rolling” tongue. For example, “**rangi**” (color), “**radio**” (radio), “**habari**” (news), “**robo**” (quarter), “**rubani**” (pilot).

**Two-consonant combinations: ch, dh, gh, kh, mb, my, nd, ng, ng', nj, ny, sh, th, vy**

Some Swahili sounds are created using two-consonant combinations as listed above. The following are examples of words with those consonant combinations:

<b>ch</b>	<b>chakula</b> (food), <b>cheche</b> (spark), <b>chizi</b> (cheese), <b>choo</b> (toilet), <b>chupi</b> (underwear)
<b>dh</b>	<b>dhahabu</b> (gold), <b>fedheha</b> (shame), <b>dhiki</b> (hardship), <b>dhoruba</b> (storm), <b>dhumna</b> (domino)
<b>gh</b>	<b>ghali</b> (expensive), <b>ghorofa</b> (storey), <b>ghuba</b> (gulf),
<b>kh</b>	<b>Alkhamisi</b> (Thursday)
<b>mb</b>	<b>mbali</b> (far), <b>mbegu</b> (seed), <b>mbili</b> (two), <b>mboga</b> (vegetable), <b>mbuzi</b> (goat)
<b>my</b>	<b>kimya</b> (quiet)
<b>nd</b>	<b>ndama</b> (calf), <b>ndevu</b> (beard), <b>ndizi</b> (banana), <b>ndoto</b> (dream), <b>bunduki</b> (gun)
<b>ng</b>	<b>ngamia</b> (camel), <b>kengele</b> (bell), <b>ngisi</b> (squid), <b>ngome</b> (fort), <b>nguva</b> (mermaid)
<b>ng'</b>	<b>ning'iniza</b> (hang), <b>ng'ombe</b> (cow), <b>mung'unye</b> (squash)
<b>nj</b>	<b>njaa</b> (hunger), <b>njegere</b> (green peas), <b>njiwa</b> (dove), <b>njozi</b> (dream), <b>njugu</b> (peanuts)
<b>ny</b>	<b>nyama</b> (meat), <b>nyeti</b> (sensitive), <b>nyika</b> (bush), <b>nyoka</b> (snake), <b>nyumba</b> (house)
<b>sh</b>	<b>shavu</b> (cheek), <b>sheria</b> (law), <b>shingo</b> (neck), <b>shoka</b> (axe), <b>shule</b> (school)
<b>th</b>	<b>thamani</b> (value), <b>theluji</b> (snow), <b>ithibati</b> (proof), <b>kitunguu-thomu</b> (garlic), <b>thuluthi</b> (one-third)
<b>vy</b>	<b>vyama</b> (parties), <b>vyema</b> (well), <b>vyovyote</b> (anyhow), <b>vyuma</b> (pieces of iron)

**Two distinct sounds: ch, k, p, t**

Letter combination “ch”, and letters “k”, “p”, and “t” have two distinct sound formats in Swahili. One format is “light” and the other is “heavy”. The “light” format is exactly the same as in English. That is, “ch” as in “chat”, “k” as in “keep”, “p” as in “put”, and “t” as in “take”. The “heavy” format can easily be understood through examples.

In English it is “**chat**”, not “**chat**”; “**keep**”, not “**keep**”; “**put**”, not “**put**”; “**take**”, not “**take**”. However, in Swahili both two sound formats exist and give different meanings to words that have otherwise same spellings. See example below:

	Light	Heavy
<b>ch</b>	<b>changu</b> (snapper fish)	<b>changu</b> (mine)
<b>k</b>	<b>kaa</b> (crab), <b>mkunga</b> (midwife)	<b>kaa</b> (charcoal), <b>mkunga</b> (eel)
<b>p</b>	<b>paa</b> (deer), <b>pima</b> (two-arm length)	<b>paa</b> (roof), <b>pima</b> (measure)
<b>t</b>	<b>taa</b> (rayfish)	<b>taa</b> (lamp/light)



## Addition of “w”

Letter “w” can be added to some consonants and consonant combinations to give some interesting sounds. The following are the possible combinations:





**bw, chw, gw, jw, kw, lw, mbw, mw, ndw, ngw, ng’w, njw, nyw, pw, shw, sw, tw, zw.**



Syllables made up of those consonant combinations rarely carry vowels “o” and “u”. The table below provides some word examples for those letter combinations:




<b>bw</b>	<b>Bwana</b> (Mister), <b>bweha</b> (jackal), <b>chubwi</b> (sinker)
<b>chw</b>	<b>kichwa</b> (head), <b>uachwe</b> (you should be freed), <b>huachwi</b> (you won’t be freed)
<b>gw</b>	<b>amepigwa</b> (he/she has been beaten), <b>apigwe</b> (he/she should be beaten), <b>hapigwi</b> (he/she won’t be beaten)
<b>jw</b>	<b>ametajwa</b> (he/she has been named), <b>atajwe</b> (he/she should be named), <b>hatajwi</b> (he/she won’t be named)
<b>kw</b>	<b>kwapa</b> (armpit), <b>kweli</b> (true), <b>kwikwi</b> (hiccup)
<b>lw</b>	<b>Kilwa</b> (Kilwa – name of a town in Tanzania)
<b>mbw</b>	<b>mbweu</b> (burp)
<b>mw</b>	<b>mwaka</b> (year), <b>mwezi</b> (month/moon), <b>mwili</b> (body)
<b>ndw</b>	<b>ninapendwa</b> (I’m loved), <b>nipendwe</b> (so that I get loved), <b>sipendwi</b> (I’m not loved)
<b>ngw</b>	<b>Imetungwa</b> (It’s been authored), <b>kongwe</b> (very old), <b>haijengwi</b> (it won’t be built)
<b>ng’w</b>	<b>ng’wafua</b> (bite forcefully), <b>ng’weng’we</b> (big shot/big boss)
<b>njw</b>	<b>ugonjwa</b> (disease), <b>isionjwe</b> (It should not be tasted)
<b>nyw</b>	<b>kinywaji</b> (a drink), <b>nywele</b> (hair), <b>sinywi</b> (I don’t drink),
<b>pw</b>	<b>pwani</b> (by the ocean/coastal), <b>pweza</b> (octopus), <b>kupwita</b> (to pulsate)
<b>shw</b>	<b>imepitishwa</b> (it has been passed), <b>ipitishwe</b> (it has to be passed), <b>haipitishwi</b> (it will not be passed)
<b>sw</b>	<b>swala</b> (impala), <b>sweta</b> (sweater), <b>swichi</b> (switch)
<b>tw</b>	<b>kutwa</b> (all day), <b>tweka</b> (set sail), <b>twiga</b> (giraffe)
<b>zw</b>	<b>kuongozwa</b> (to be led), <b>niongezwe</b> (I should be given more), <b>siongezwi</b> (I won’t be given more)





## LESSON 3: LETTER SOUNDS




Here is a list of various Swahili letters and letter combinations with distinct sounds. Please click on the words written in blue to learn how they sound like in Swahili.





A	B	CH	CH
<a href="#">Almasi</a> (Diamond)	<a href="#">Bakuli</a> (Bowl)	<a href="#">Chungwa</a> (Orange)	<a href="#">Chui</a> (Leopard)
			





D	DH
<a href="#">Darubini</a> (Microscope)	<a href="#">Dhumna</a> (Domino)
	





<b>E</b>	<b>F</b>	<b>G</b>
<b>Embe</b> (Mango)	<b>Farasi</b> (Horse)	<b>Gari</b> (Car)
		

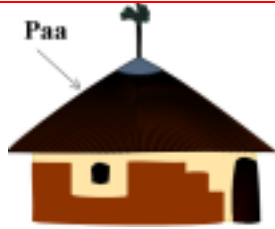

<b>GH</b>	<b>H</b>	<b>I</b>	<b>J</b>
<b>Ghuba</b> (Gulf)	<b>Herini</b> (Earring)	<b>Iliki</b> (Cardamom)	<b>Jicho</b> (Eye)
			




<b>K</b>	<b>K</b>	<b>KH</b>	<b>L</b>
<b>Kufuli</b> (Padlock)	<b>Kuku</b> (Chicken)	<b>Khamis</b>	<b>Lozi</b> (Almond)
		Name of a person	

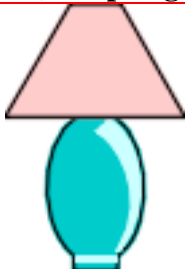



<b>M</b>	<b>M</b>	<b>MB</b>	<b>MB</b>
<b>Mende</b> (Cockroach)	<b>Mdomo</b> (Mouth)	<b>Mbwa</b> (Dog)	<b>Mbuni</b> (Ostrich)
			





N	ND	NG	NG
<b>Nanasi (Pineapple)</b>	<b>Ndizi (Banana)</b>	<b>Ngoma (Drum)</b>	<b>Nge (Scorpion)</b>
			

NG'	NJ	NY	O
<b>Ng'ombe</b> (Cow)	<b>Njia</b> (Road)	<b>Nyati</b> (Buffalo)	<b>Ofisi</b> (Office)
			

P	P
<b>Paa</b> (Roof)	<b>Paa</b> (Deer)
	

R	S	SH
<b>Roketi</b> (Rocket)	<b>Simu</b> (Telephone)	<b>Shati</b> (Shirt)
		

T	T	TH	U
<b>Taa</b> (Lamp/Light)	<b>Taa</b> (Rayfish)	<b>Theluji</b> (Snow)	<b>Ufunguo</b> (Key)
			

V	W	Y	Z
<b>Volcano (Volcano)</b>	<b>Waridi (Rose)</b>	<b>Yai (Egg)</b>	<b>Zulia (Carpet)</b>
			

## LESSON 4: SYLLABLE SOUNDS

Here is a list of the syllables made up of one or two consonants and vowels. Please click on the syllables to hear how they sound like.

	A	E	I	O	U
B	BA	BE	BI	BO	BU
CH	CHA	CHE	CHI	CHO	CHU
CH	CHA	CHE	CHI	CHO	CHU
D	DA	DE	DI	DO	DU
DH	DHA	DHE	DHI	DHO	DHU
F	FA	FE	FI	FO	FU
G	GA	GE	GI	GO	GU
GH	GHA	GHE	GHI	GHO	GHU
H	HA	HE	HI	HO	HU
J	JA	JE	JI	JO	JU
K	KA	KE	KI	KO	KU
K	KA	KE	KI	KO	KU
KH	KHA	KHE	KHI	KHO	KHU
L	LA	LE	LI	LO	LU
M	MA	ME	MI	MO	MU
MB	MBA	MBE	MBI	MBO	MBU
N	NA	NE	NI	NO	NU
ND	NDA	NDE	NDI	NDO	NDU
NG	NGA	NGE	NGI	NGO	NGU
NG'	NG'A	NG'E	NG'I	NG'O	NG'U
NJ	NJA	NJE	NJI	NJO	NJU
NY	NYA	NYE	NYI	NYO	NYU
P	PA	PE	PI	PO	PU
P	PA	PE	PI	PO	PU
R	RA	RE	RI	RO	RU
S	SA	SE	SI	SO	SU
SH	SHA	SHE	SHI	SHO	SHU
T	TA	TE	TI	TO	TU
T	TA	TE	TI	TO	TU
TH	THA	THE	THI	THO	THU
V	VA	VE	VI	VO	VU
W	WA	WE	WI	WO	WU
Y	YA	YE	YI	YO	YU
Z	ZA	ZE	ZI	ZO	ZU

Here is a list of all the three- and four-letter syllables including letter “W”. Please click on them to learn how to pronounce them.

	A	E	I
B	<a href="#">BWA</a>	<a href="#">BWE</a>	<a href="#">BWI</a>
CH	<a href="#">CHWA</a>	<a href="#">CHWE</a>	<a href="#">CHWI</a>
CH	<a href="#">CHWA</a>	<a href="#">CHWE</a>	<a href="#">CHWI</a>
G	<a href="#">GWA</a>	<a href="#">GWE</a>	<a href="#">GWI</a>
J	<a href="#">JWA</a>	<a href="#">JWE</a>	<a href="#">JWI</a>
K	<a href="#">KWA</a>	<a href="#">KWE</a>	<a href="#">KWI</a>
K	<a href="#">KWA</a>	<a href="#">KWE</a>	<a href="#">KWI</a>
L	<a href="#">LWA</a>	<a href="#">LWE</a>	<a href="#">LWI</a>
M	<a href="#">MWA</a>	<a href="#">MWE</a>	<a href="#">MWI</a>
MB	<a href="#">MBWA</a>	<a href="#">MBWE</a>	<a href="#">MBWI</a>
ND	<a href="#">NDWA</a>	<a href="#">NDWE</a>	<a href="#">NDWI</a>
NG	<a href="#">NGWA</a>	<a href="#">NGWE</a>	<a href="#">NGWI</a>
NG'	<a href="#">NG'WA</a>	<a href="#">NG'WE</a>	<a href="#">NG'WI</a>
NJ	<a href="#">NJWA</a>	<a href="#">NJWE</a>	<a href="#">NJWI</a>
NY	<a href="#">NYWA</a>	<a href="#">NYWE</a>	<a href="#">NYWI</a>
P	<a href="#">PWA</a>	<a href="#">PWE</a>	<a href="#">PWI</a>
P	<a href="#">PWA</a>	<a href="#">PWE</a>	<a href="#">PWI</a>
S	<a href="#">SWA</a>	<a href="#">SWE</a>	<a href="#">SWI</a>
SH	<a href="#">SHWA</a>	<a href="#">SHWE</a>	<a href="#">SHWI</a>
T	<a href="#">TWA</a>	<a href="#">TWE</a>	<a href="#">TWI</a>
Z	<a href="#">ZWA</a>	<a href="#">ZWE</a>	<a href="#">ZWI</a>

## LESSON 5: EMPHASIS

Emphasis (stress) in Swahili words is so simple to understand. For most words, use the following simple rule: No stress except on the last but one syllable. Of course, in two-syllable words, the first syllable has to be stressed! Here are some examples:

WORD	MEANING
<a href="#">Habari!</a>	Hello!
<a href="#">Samaki</a>	Fish
<a href="#">Ninakula</a>	I'm eating
<a href="#">Sitaki</a>	I don't want
<a href="#">Tanzania</a>	An East African country (Wrong pronunciation: <a href="#">Tanzania</a> )
<a href="#">Mama</a>	Mother
<a href="#">Sikiliza!</a>	Listen!
<a href="#">Marekani</a>	United States of America
<a href="#">Sigara</a>	Cigarette



## TEST YOURSELF 1

Pronounce the following words. Click on them to check if you were correct.

WORD	MEANING
Hujambo?	Are you fine?
Sijambo!	I'm fine
Hakuna matata!	No problem!
Sina chochote!	I've got nothing!
Ninakupenda	I love you
Hongera!	Congratulations!
Jina lako nani?	What's your name?
Mnyang'anye	Snatch it off from him
Ning'iniza	Hang it

## LESSON 6: PERSONAL PRONOUNS

PERSON	SINGULAR		PLURAL	
	SWAHILI	ENGLISH	SWAHILI	ENGLISH
First	Mimi	I	Sisi	We
Second	Wewe	You	Nyinyi	You
Third	Yeye	He/She	Wao	They

## LESSON 7: PREFIXES – THE BASICS

This lesson provides the basic information needed for sentence construction. Most sentences need verbs. But verbs are a different can of worms in Swahili. And we mean that literally!

Swahili verbs are sticky parasites – just like worms! They have no “life” just by themselves. They have to attach themselves to other things to make sense (in life). In Swahili, we call those “poor” things “**viambishi**”, in plural, and “**kiambishi**” in singular. **Viambishi** literally means “attachments” which in English are referred to as prefixes, affixes, or suffixes depending on where they appear – at the beginning of the word, in the middle, or at the end. For the sake of simplicity, we’ll continue to use “**viambishi**” in plural and “**kiambishi**” in singular in this course whenever we refer to prefixes, affixes, and suffixes.

**Viambishi** modify verbs in many ways. Primarily they modify verbs to show the subject, the tense, and the object of a sentence. They also modify other parts of speech such as adjectives and possessives to agree with the nouns and pronouns used in the sentence.

**Viambishi** vary with words associated with different classes of nouns. Different noun classes go with different sets of **viambishi**. Noun classification itself is not very straight forward in Swahili. There are various ways that Swahili nouns have been classified. Generally the classes are determined by the way the nouns are spoken in singular and plural. Unfortunately there are no short cuts for new Swahili speakers. In most cases they just have to know how to speak Swahili words both in singular and plural. That’s why we took efforts to include plural forms of various useful words in various lessons of this course.

We list down below, simplified Swahili noun classes just to show the variation and agreement in **viambishi** that go with them. In the example sentences, **viambishi** related to the considered noun class are marked in **red**.

NOUN CLASS	SINGULAR		PLURAL	
	SWAHILI	ENGLISH	SWAHILI	ENGLISH
M-WA	<b>Mtu mrefu amekuja</b>	A tall person has come	<b>Watu warefu wamekuja</b>	Tall persons have come
	<b>Mtoto wako mdogo analia</b>	Your small child is crying	<b>Watoto wako wadogo wanalia</b>	Your small children are crying
	<b>Wewe ni mgeni wangu</b>	You are my guest	<b>Nyinyi ni wageni wangu</b>	You are my guests
M-MI	<b>Nimechukua mkoba mkubwa</b>	I'm carrying a big bag	<b>Nimechukua mikoba mikubwa</b>	I'm carrying big bags
	<b>Mji mzuri</b>	A nice town	<b>Miji mizuri</b>	Nice towns
	<b>Mguu wa farasi</b>	A horse's leg	<b>Miguu ya farasi</b>	Horse's legs
JI-MA	<b>Jicho jekundu</b>	A red eye	<b>Macho mekundu</b>	Red eyes
	<b>Jina lako siliuji</b>	I don't know your name	<b>Majina yenu siyajui</b>	I don't your names
	<b>Jani pana la mgomba</b>	A wide banana leaf	<b>Majani mapana ya mgomba</b>	Wide banana leaves
KI-VI	<b>Kichwa chake kikubwa</b>	His head is big	<b>Vichwa vyao vikubwa</b>	Their heads are big
	<b>Kijiko cha dhahabu</b>	A golden spoon	<b>Vijiko vya dhahabu</b>	Golden spoons
	<b>Kitabu cha hadithi</b>	A story book	<b>Vitabu vya hadithi</b>	Story books
N	<b>Ndizi yangu mbivu</b>	My ripe banana	<b>Ndizi zangu mbivu</b>	My ripe bananas
	<b>Nazi hiji ya nani?</b>	Whose coconut is this?	<b>Nazi hizi za nani?</b>	Whose coconuts are these?
	<b>Nyumba ya waziri</b>	A minister's house	<b>Nyumba za waziri</b>	Minister's houses
U	<b>Ukuta wa Berlin</b>	The Berlin wall	<b>Kuta za Berlin</b>	Berlin walls
	<b>Uzi mrefu wa hariri</b>	A long silk thread	<b>Nyuzi ndefu za hariri</b>	Long silk threads
	<b>Ubao wangu</b>	My board	<b>Mbao zangu</b>	My boards
PA	<b>Umekaa mahali pangu</b>	You are seating on my place	<b>Mmekaa mwahali mwangu</b>	You are seating on my places
	<b>Mahali pazuri pa kupumzikia</b>	A nice resting place	<b>Mwahali muzuri mwa kupumzikia</b>	Nice resting places
	<b>Ulipopapata ni pakubwa sana</b>	You've achieved a lot	<b>Mlimomupata ni mukubwa sana</b>	You've achieved a lot
KU	<b>Utanicuta nyumbani kwangu</b>	You will meet me at my house	<b>Utanicuta nyumbani mwangu</b>	You will meet me at my houses
	<b>Akili kichwani kwako!</b>	Brain in your head! (Think about it!)	<b>Akili vichwani mwenu!</b>	Brain in your heads! (Think about it!)
	<b>Kwake kuzuri</b>	His/Her place is nice	<b>Mwake muzuri</b>	His/Her places are nice
MU	<b>Ninakupenda moyoni mwangu</b>	I love you in my heart	<b>Tunakupenda mioyoni mwetu</b>	We love you in our hearts

<b>Mwako au mwangu mote sawa tu!</b>	In your place or in my place, all the same!	<b>Mwenu au mwetu mote sawa tu!</b>	In your places or in our places, all the same!
<b>Damu imo mwilini mwangu</b>	Blood is in my body	<b>Damu imo mwilini mwetu</b>	Blood is in our bodies

## LESSON 8: PREFIXES FOR PRONOUNS AND TENSES

As mentioned above, **viambishi** (prefixes) vary with different classes of nouns and their respective pronouns. The easiest to understand is the way **viambishi** change with pronouns. In this section we'll discuss **viambishi** for personal pronouns of the M-WA noun class and those for most common tenses. This lesson is intended to provide a general sense of how **viambishi** work in Swahili.

**Viambishi** for the personal pronouns of the M-WA noun class are shown in the table below.

PERSON	SINGULAR				PLURAL			
	SUBJECT		OBJECT		SUBJECT		OBJECT	
	SWAHILI	ENGLISH	SWAHILI	ENGLISH	SWAHILI	ENGLISH	SWAHILI	ENGLISH
First	ni-	I	-ni-	me	tu-	we	-tu-	us
Second	u-	you	-ku-	you	m-	you	-wa-	you
Third	a-	he/she	-m-	him/her	wa-	they	-wa-	them

**Viambishi** that show the tense of a sentence do not vary with nouns and pronouns. They, obviously, only change with tense as shown below.

TENSE	Past	Present Perfect	Present	Present Continuous	Future
KIAMBISHI	-li-	-me-	-na-	-na-	-ta-

Did we say verbs are a different can of worms in Swahili? Yes we did! And if you didn't believe us here are some more facts about verbs and **viambishi** that may knock your sox off!

**Viambishi** for subject and tense actually change when used to express a negative action. We'll show examples of that in a moment but at this point just mark in the two tables below, **viambishi** for personal pronouns associated with negative actions.

PERSON	KIAMBISHI FOR SUBJECT			
	SINGULAR		PLURAL	
	SWAHILI	ENGLISH	SWAHILI	ENGLISH
First	si-	I	hatu-	we
Second	hu-	you	ham-	you
Third	ha-	he/she	hawa-	they

TENSE	Past	Present Perfect	Present	Present Continuous	Future
KIAMBISHI	-ku-	-ja-	-i	-i	-ta-

For negative actions, sometimes **kiambishi**, “-to-”, is used instead of “-ta-”, to show the future tense. For example, “**sitopenda**” (I will not like) instead of “**sitapenda**” (I will not like).

Also note that when the subject is the same as the object, the **kiambishi** for object is always “-ji-”, for all pronouns – for positive and negative actions.

And lastly, also note that for the present tense, showing a habitual (everyday) action, only **kiambishi** “hu-” is normally used to serve both the tense and all forms of subjects. Usually, the actual noun or pronoun would precede the verb to show the subject of the sentence. For example, “**Mimi hupenda kusoma**” (I like to read); “**Watoto hupenda kucheza**” (Children like to play).

Don’t worry if it’s all fuzzy for you now. It will become clearer when we review several examples.

## LESSON 9: VERBS

Believe it or not, with the knowledge of **viambishi** you gained in LESSON 8:, you are ready to start creating your own Swahili sentences. But, wait a minute! Most sentences need verbs, and we haven't learned a single verb yet! So, it's now the right time to introduce verbs.

Since Swahili verbs are “parasites”, it would be difficult to learn stand-alone verbs. For that reason, we'll introduce here, some common verbs in the infinitive form. Observe **kiambishi**, “**ku**”, at the beginning of each word. This **kiambishi** is used with the infinitive form of verbs. When you remove “**ku**”, the remaining part is the root of the verb. It is this root of the verb **viambishi** attach to in different circumstances.

SWAHILI	ENGLISH	SWAHILI	ENGLISH
<b>kuweza</b>	to be able	<b>kusoma</b>	to read
<b>kununua</b>	to buy	<b>kutoa</b>	to remove
<b>kuja</b>	to come	<b>kusema</b>	to say
<b>kupika</b>	to cook	<b>kuona</b>	to see
<b>kulia</b>	to cry	<b>kuuza</b>	to sell
<b>kunywa</b>	to drink	<b>kukaa</b>	to sit
<b>kula</b>	to eat	<b>kulala</b>	to sleep
<b>kuhisi</b>	to feel	<b>kusema</b>	to speak
<b>kupa</b>	to give	<b>kusimama</b>	to stand up
<b>kutoa</b>	to give out	<b>kufikiri</b>	to think
<b>kuenda/kwenda</b>	to go	<b>kusafiri</b>	to travel
<b>kusikia</b>	to hear	<b>kuamka</b>	to wake up
<b>kucheka</b>	to laugh	<b>kutembea</b>	to walk
<b>kupenda</b>	to like/to love	<b>kutaka</b>	to want
<b>kusikiliza</b>	to listen	<b>kuosha</b>	to wash
<b>kutazama</b>	to look at	<b>kutazama/kuangalia</b>	to watch
<b>kutafuta</b>	to look for	<b>kufanyakazi</b>	to work
<b>kulipa</b>	to pay	<b>kuandika</b>	to write

## LESSON 10: SENTENCE EXAMPLES

Armed with the knowledge of **viambishi**, and some verbs, we're now ready to construct our first Swahili sentences! Let's start with positive sentences using the verb "soma" (read). In the tables below, **viambishi** for subject are in **red** and those for tense are in **green**.

TENSE	FIRST PERSON SINGULAR		FIRST PERSON PLURAL	
	SWAHILI	ENGLISH	SWAHILI	ENGLISH
Past	<b>N</b> ilisoma kitabu	I read a book	<b>T</b> ulisoma kitabu	We read a book
Present Perfect	<b>N</b> imesoma kitabu	I have read a book	<b>T</b> umesoma kitabu	We have read a book
Present	<b>N</b> inasoma kitabu	I read a book	<b>T</b> unasoma kitabu	We read a book
Present Continuous	<b>N</b> inasoma kitabu	I am reading a book	<b>T</b> unasoma kitabu	We are reading a book
Future	<b>N</b> itasoma kitabu	I will read a book	<b>T</b> utasoma kitabu	We will read a book

TENSE	SECOND PERSON SINGULAR		SECOND PERSON PLURAL	
	SWAHILI	ENGLISH	SWAHILI	ENGLISH
Past	<b>U</b> lisoma kitabu	You read a book	<b>M</b> lisoma kitabu	You read a book
Present Perfect	<b>U</b> mesoma kitabu	You have read a book	<b>M</b> mesoma kitabu	You have read a book
Present	<b>U</b> nasoma kitabu	You read a book	<b>M</b> nasoma kitabu	You read a book
Present Continuous	<b>U</b> nasoma kitabu	You are reading a book	<b>M</b> nasoma kitabu	You are reading a book
Future	<b>U</b> tasoma kitabu	You will read a book	<b>M</b> tasoma kitabu	You will read a book

TENSE	THIRD PERSON SINGULAR		THIRD PERSON PLURAL	
	SWAHILI	ENGLISH	SWAHILI	ENGLISH
Past	<b>A</b> lisoma kitabu	He/She read a book	<b>W</b> alisoma kitabu	They read a book
Present Perfect	<b>A</b> mesoma kitabu	He/She has read a book	<b>W</b> amesoma kitabu	They have read a book
Present	<b>A</b> nasoma kitabu	He/She reads a book	<b>W</b> anasoma kitabu	They read a book
Present Continuous	<b>A</b> nasoma kitabu	He/She is reading a book	<b>W</b> anasoma kitabu	They are reading a book
Future	<b>A</b> tasoma kitabu	He/She will read a book	<b>W</b> atasoma kitabu	They will read a book

And now, let's make some negative sentences using the same verb "soma":

TENSE	FIRST PERSON SINGULAR		FIRST PERSON PLURAL	
	SWAHILI	ENGLISH	SWAHILI	ENGLISH
Past	<u>Si</u> kusoma kitabu	I didn't read a book	<u>Hatu</u> kusoma kitabu	We didn't read a book
Present Perfect	<u>Si</u> jasoma kitabu	I have not read a book	<u>Hatu</u> jasoma kitabu	We have not read a book
Present	<u>Si</u> somi kitabu	I don't read a book	<u>Hatu</u> somi kitabu	We don't read a book
Present Continuous	<u>Si</u> somi kitabu	I am not reading a book	<u>Hatu</u> somi kitabu	We are not reading a book
Future	<u>Si</u> tasoma kitabu	I will not read a book	<u>Hatu</u> tasoma kitabu	We will not read a book

TENSE	SECOND PERSON SINGULAR		SECOND PERSON PLURAL	
	SWAHILI	ENGLISH	SWAHILI	ENGLISH
Past	<u>Hu</u> kusoma kitabu	You didn't read a book	<u>Ham</u> kusoma kitabu	You didn't read a book
Present Perfect	<u>Hu</u> jasoma kitabu	You have not read a book	<u>Ham</u> jasoma kitabu	You have not read a book
Present	<u>Hu</u> somi kitabu	You don't read a book	<u>Ham</u> somi kitabu	You don't read a book
Present Continuous	<u>Hu</u> somi kitabu	You are not reading a book	<u>Ham</u> somi kitabu	You are not reading a book
Future	<u>Hu</u> tasoma kitabu	You will not read a book	<u>Ham</u> tasoma kitabu	We will not read a book

TENSE	THIRD PERSON SINGULAR		THIRD PERSON PLURAL	
	SWAHILI	ENGLISH	SWAHILI	ENGLISH
Past	<u>Ha</u> kusoma kitabu	He/She didn't read a book	<u>Hawa</u> kusoma kitabu	They didn't read a book
Present Perfect	<u>Ha</u> jasoma kitabu	He/She has not read a book	<u>Hawa</u> jasoma kitabu	They have not read a book
Present	<u>Ha</u> somi kitabu	He/She doesn't read a book	<u>Hawa</u> somi kitabu	They don't read a book
Present Continuous	<u>Ha</u> somi kitabu	He/She is not reading a book	<u>Hawa</u> somi kitabu	They are not reading a book
Future	<u>Ha</u> tasoma kitabu	He/She will not read a book	<u>Hawa</u> tasoma kitabu	They will not read a book



Let's now have a little more difficult example. This one will have a regular verb “**penda**” (like) and an infinitive “**kusema**” (to speak). We'll start with positive sentences.

TENSE	FIRST PERSON SINGULAR		FIRST PERSON PLURAL	
	SWAHILI	ENGLISH	SWAHILI	ENGLISH
Past	<b>Nilipenda</b> kusema Kiswahili	I liked to speak Swahili	<b>Tulipenda</b> kusema Kiswahili	We liked to speak Swahili
Present Perfect	<b>Nimependa</b> kusema Kiswahili	I have liked to speak Swahili	<b>Tumependa</b> kusema Kiswahili	We have liked to speak Swahili
Present	<b>Ninapenda</b> kusema Kiswahili	I like to speak Swahili	<b>Tunapenda</b> kusema Kiswahili	We like to speak Swahili
Present Continuous	<b>Ninapenda</b> kusema Kiswahili	I am liking to speak Swahili	<b>Tunapenda</b> kusema Kiswahili	We are liking to speak Swahili
Future	<b>Nitapenda</b> kusema Kiswahili	I will like to speak Swahili	<b>Tutapenda</b> kusema Kiswahili	We will like to speak Swahili

TENSE	SECOND PERSON SINGULAR		SECOND PERSON PLURAL	
	SWAHILI	ENGLISH	SWAHILI	ENGLISH
Past	<b>Ulipenda</b> kusema Kiswahili	You liked to speak Swahili	<b>Mlipenda</b> kusema Kiswahili	You liked to speak Swahili
Present Perfect	<b>Umependa</b> kusema Kiswahili	You have liked to speak Swahili	<b>Mmependa</b> kusema Kiswahili	You have liked to speak Swahili
Present	<b>Unapenda</b> kusema Kiswahili	You like to speak Swahili	<b>Mnapenda</b> kusema Kiswahili	You like to speak Swahili
Present Continuous	<b>Unapenda</b> kusema Kiswahili	You are liking to speak Swahili	<b>Mnapenda</b> kusema Kiswahili	You are liking to speak Swahili
Future	<b>Utapenda</b> kusema Kiswahili	You will like to speak Swahili	<b>Mtapenda</b> kusema Kiswahili	You will like to speak Swahili

TENSE	THIRD PERSON SINGULAR		THIRD PERSON PLURAL	
	SWAHILI	ENGLISH	SWAHILI	ENGLISH
Past	<u>A</u> lipenda kusema Kiswahili	He/She liked to speak Swahili	<u>W</u> alipenda kusema Kiswahili	They liked to speak Swahili
Present Perfect	<u>A</u> mependa kusema Kiswahili	He/She has liked to speak Swahili	<u>W</u> amependa kusema Kiswahili	They have liked to speak Swahili
Present	<u>A</u> napenda kusema Kiswahili	H/She likes to speak Swahili	<u>W</u> anapenda kusema Kiswahili	They like to speak Swahili
Present Continuous	<u>A</u> napenda kusema Kiswahili	He/She is liking to speak Swahili	<u>W</u> anapenda kusema Kiswahili	They are liking to speak Swahili
Future	<u>A</u> tapenda kusema Kiswahili	He/She will like to speak Swahili	<u>W</u> atapenda kusema Kiswahili	They will like to speak Swahili

And now the corresponding negative sentences:

TENSE	FIRST PERSON SINGULAR		FIRST PERSON PLURAL	
	SWAHILI	ENGLISH	SWAHILI	ENGLISH
Past	<u>S</u> ikupenda kusema Kiswahili	I didn't like to speak Swahili	<u>H</u> atukupenda kusema Kiswahili	We didn't like to speak Swahili
Present Perfect	<u>S</u> ijapenda kusema Kiswahili	I have not liked to speak Swahili	<u>H</u> atujapenda kusema Kiswahili	We have not liked to speak Swahili
Present	<u>S</u> ipendi kusema Kiswahili	I don't like to speak Swahili	<u>H</u> atupendi kusema Kiswahili	We don't like to speak Swahili
Present Continuous	<u>S</u> ipendi kusema Kiswahili	I am not liking to speak Swahili	<u>H</u> atupendi kusema Kiswahili	We are not liking to speak Swahili
Future	<u>S</u> itapenda kusema Kiswahili	I will not like to speak Swahili	<u>H</u> atutapenda kusema Kiswahili	We will not like to speak Swahili

TENSE	SECOND PERSON SINGULAR		SECOND PERSON PLURAL	
	SWAHILI	ENGLISH	SWAHILI	ENGLISH
Past	<b>Hukupenda</b> kusema Kiswahili	You didn't like to speak Swahili	<b>Hamkupenda</b> kusema Kiswahili	You didn't like to speak Swahili
Present Perfect	<b>Hujapenda</b> kusema Kiswahili	You have not liked to speak Swahili	<b>Hamjapenda</b> kusema Kiswahili	You have not liked to speak Swahili
Present	<b>Hupendi</b> kusema Kiswahili	You don't like to speak Swahili	<b>Hampendi</b> kusema Kiswahili	You don't like to speak Swahili
Present Continuous	<b>Hupendi</b> kusema Kiswahili	You are not liking to speak Swahili	<b>Hampendi</b> kusema Kiswahili	You are not liking to speak Swahili
Future	<b>Hutapenda</b> kusema Kiswahili	You will not like to speak Swahili	<b>Hamtapenda</b> kusema Kiswahili	You will not like to speak Swahili

TENSE	THIRD PERSON SINGULAR		THIRD PERSON PLURAL	
	SWAHILI	ENGLISH	SWAHILI	ENGLISH
Past	<b>Hakupenda</b> kusema Kiswahili	He/She didn't like to speak Swahili	<b>Hawakupenda</b> kusema Kiswahili	They didn't like to speak Swahili
Present Perfect	<b>Hajapenda</b> kusema Kiswahili	He/She has not liked to speak Swahili	<b>Hawajapenda</b> kusema Kiswahili	They have not liked to speak Swahili
Present	<b>Hapendi</b> kusema Kiswahili	He/She doesn't like to speak Swahili	<b>Hawapendi</b> kusema Kiswahili	They don't like to speak Swahili
Present Continuous	<b>Hapendi</b> kusema Kiswahili	He/She is not liking to speak Swahili	<b>Hawapendi</b> kusema Kiswahili	They are not liking to speak Swahili
Future	<b>Hatapenda</b> kusema Kiswahili	He/She will not like to speak Swahili	<b>Hawatapenda</b> kusema Kiswahili	They will not like to speak Swahili

And now, a much tougher example! We'll see an example of a verb carrying various types of **viambishi** – for subject (shown in **red**), for object (shown in **purple**), and for tense (shown in **green**). In this example, the object is in the second person singular hence its corresponding **kiambishi** is “-ku-” for all the cases except when the subject is also in the second person, in which case the correct **kiambishi** is “-ji-”.

	FIRST PERSON SINGULAR		FIRST PERSON PLURAL	
TENSE	SWAHILI	ENGLISH	SWAHILI	ENGLISH
Past	<b>N</b> ilikupenda	I loved you	<b>T</b> ulikupenda	We loved you
Present Perfect	<b>N</b> imekupenda	I have loved you	<b>T</b> umekupenda	We have loved you
Present	<b>N</b> inakupenda	I love you	<b>T</b> unakupenda	We love you
Present Continuous	<b>N</b> inakupenda	I am loving you	<b>T</b> unakupenda	We are loving you
Future	<b>N</b> itakupenda	I will love you	<b>T</b> utakupenda	We will love you

	SECOND PERSON SINGULAR		SECOND PERSON PLURAL	
TENSE	SWAHILI	ENGLISH	SWAHILI	ENGLISH
Past	<b>U</b> lijipenda	You loved yourself	<b>M</b> lijipenda	You loved yourselves
Present Perfect	<b>U</b> mejipenda	You have loved yourself	<b>M</b> mejipenda	You have loved yourselves
Present	<b>U</b> najipenda	You love yourself	<b>M</b> najipenda	You love yourselves
Present Continuous	<b>U</b> najipenda	You are loving yourself	<b>M</b> najipenda	You are loving yourselves
Future	<b>U</b> tajipenda	You will love yourself	<b>M</b> tajipenda	You will love yourselves

	THIRD PERSON SINGULAR		THIRD PERSON PLURAL	
TENSE	SWAHILI	ENGLISH	SWAHILI	ENGLISH
Past	<b>A</b> likupenda	He/She loved you	<b>W</b> alikupenda	They loved you
Present Perfect	<b>A</b> mekupenda	He/She has loved you	<b>W</b> amekupenda	They have loved you
Present	<b>A</b> nakupenda	He/She loves you	<b>W</b> anakupenda	They love you
Present Continuous	<b>A</b> nakupenda	He/She is loving you	<b>W</b> anakupenda	They are loving you
Future	<b>A</b> takupenda	He/She will love you	<b>W</b> atakupenda	They will love you

Now let's make the corresponding negative sentences.

	FIRST PERSON SINGULAR		FIRST PERSON PLURAL	
TENSE	SWAHILI	ENGLISH	SWAHILI	ENGLISH
Past	<u>Sikukupenda</u>	I didn't love you	<u>Hatukukupenda</u>	We didn't love you
Present Perfect	<u>Si jakupenda</u>	I have not loved you	<u>Hatu jakupenda</u>	We have not loved you
Present	<u>Sikupendi</u>	I don't love you	<u>Hatukupendi</u>	We don't love you
Present Continuous	<u>Sikupendi</u>	I am not loving you	<u>Hatukupendi</u>	We are not loving you
Future	<u>Sitakupenda</u>	I will not love you	<u>Hatutakupenda</u>	We will not love you

	SECOND PERSON SINGULAR		SECOND PERSON PLURAL	
TENSE	SWAHILI	ENGLISH	SWAHILI	ENGLISH
Past	<u>Hukujipenda</u>	You didn't love yourself	<u>Hamkujipenda</u>	You didn't love yourselves
Present Perfect	<u>Hu jajipenda</u>	You have not loved yourself	<u>Ham jajipenda</u>	You have not loved yourselves
Present	<u>Hujipendi</u>	You don't love yourself	<u>Hamjipendi</u>	You don't love yourselves
Present Continuous	<u>Hujipendi</u>	You are not loving yourself	<u>Hamjipendi</u>	You are not loving yourselves
Future	<u>Hutajipenda</u>	You will not love yourself	<u>Hamtajipenda</u>	You will not love yourselves

	THIRD PERSON SINGULAR		THIRD PERSON PLURAL	
TENSE	SWAHILI	ENGLISH	SWAHILI	ENGLISH
Past	<u>Hakukupenda</u>	He/She didn't love you	<u>Hawakukupenda</u>	They didn't love you
Present Perfect	<u>Hajakupenda</u>	He/She has not loved you	<u>Hawajakupenda</u>	They have not loved you
Present	<u>Hakupendi</u>	He/She doesn't love you	<u>Hawakupendi</u>	They don't love you
Present Continuous	<u>Hakupendi</u>	He/She is not loving you	<u>Hawakupendi</u>	They are not loving you
Future	<u>Hatakupenda</u>	He/She will not love you	<u>Hawatakupenda</u>	They will not love you

## TEST YOURSELF 2

Use the words and techniques you've learned so far to make Swahili sentences with the meaning provided in the right column of the table below. You can find many useful words in various lessons of this course. For example, you can find the Swahili word for television in LESSON 25:. More words can be found from the **Dictionary** provided in this course. Click on "**Show sentence**" to show the correct sentence.

SWAHILI SENTENCE	MEANING
Show sentence	I want to watch television
Show sentence	I don't want to watch television
Show sentence	She will come later
Show sentence	She will not come
Show sentence	We are cooking bananas
Show sentence	We cooked bananas yesterday
Show sentence	You like to laugh
Show sentence	You don't like to laugh
Show sentence	They are drinking milk
Show sentence	They are not drinking milk, they are drinking coffee!
Show sentence	I gave her a gift
Show sentence	We gave her gifts
Show sentence	You will give her a gift
Show sentence	They have given her gifts
Show sentence	I have eaten fish and rice
Show sentence	They have eaten chicken and potatoes

SWAHILI SENTENCE	MEANING
Ninataka kutazama televisheni	I want to watch television
Sitaki kutazama televisheni	I don't want to watch television
Atakuja baadaye	She will come later
Hatokuja	She will not come
Tunapika ndizi	We are cooking bananas
Tulipika ndizi jana	We cooked bananas yesterday
Unapenda kucheka	You like to laugh
Hupendi kucheka	You don't like to laugh
Wanakunywa maziwa	They are drinking milk
Hawanywi maziwa, wanakunywa kahawa!	They are not drinking milk, they are drinking coffee!
Nilimpa zawadi	I gave her a gift
Tulimpa zawadi	We gave her gifts
Utampa zawadi	You will give her a gift
Wamempa zawadi	They have given her gifts
Nimekula samaki na wali	I have eaten fish and rice
Wamekula kuku na mbatata	They have eaten chicken and potatoes

## LESSON 11: GREETINGS

The table below gives words/phrases that convey greetings. You will respond with a word or a phrase written in **blue** to the corresponding word or phrase written in **red**.

SWAHILI	ENGLISH
<b>Shikamoo!</b> (to a person older than you) <b>Marahaba!</b>	Hello/Hi! Hello to you!
<b>Habari/Habari gani?</b> <b>Nzuri!</b> <b>Sio nzuri!/Mbaya!</b>	Hello/Hi! Good/Fine! Not good!
<b>Hujambo?</b> <b>Sijambo!</b>	How are you? I am fine!
<b>Karibu kwetu!</b> <b>Asante!/Asante sana!</b>	Welcome to our home/country! Thank you!/Thank you very much!
<b>Karibu nyumbani!</b> <b>Asante!/Asante sana!</b>	Welcome home! (at person's house) Thank you!/Thank you very much!
<b>Kwaheri!</b> <b>Karibu. Tutaonana baadaye!</b>	Goodbye! Goodbye! See you later!

## LESSON 12: SELF-INTRODUCTION

Sometimes we feel the need to introduce ourselves or we may be in a situation in which we are required to do so. In any case, here is a list of commonly used sentences for self-introduction.

SWAHILI	ENGLISH
<b>Unasema Kiswahili?</b>	Do you speak Swahili?
<b>Kidogo tu!</b>	Just a little bit!
<b>Hapana! Sisemi Kiswahili. Ninasema Kiingereza.</b>	No! I don't speak Swahili. I speak English.
<b>Jina lako nani?/Unaitwaje?</b>	What is your name?
<b>Jina langu Adam</b>	My name is Adam
<b>Unatokea wapi?</b>	Where are you from?
<b>Ninatokea Marekani</b>	I am from United States of America
<b>Ulifika hapa lini?</b>	When did you arrive here?
<b>Nilifika hapa kiasi wiki mbili zilizopita.</b>	I arrived here about two weeks ago.
<b>Unafanya kazi gani?</b>	What do you do?
<b>Mimi ni mhasibu.</b>	I am an accountant.
<b>Uko hapa kikazi au matembezi?</b>	Are you here on business or leisure?
<b>Niko hapa kwa matembezi.</b>	I am just visiting.
<b>Umeoa? (question to a male)</b>	Are you married?
<b>Umeolewa? (question to a female)</b>	Are you married?
<b>Ndio, nimeoa (response from a male).</b>	Yes, I am married.

<b>Hapana, sijaoa (response from a male).</b>	No, I am not married.
<b>Ndio, nimeolewa (response from a female).</b>	Yes, I am married.
<b>Hapana, sijaolewa (response from a female).</b>	No, I am not married.
<b>Familia yako iko wapi?</b>	Where is your family?
<b>Familia yako iko hapa?</b>	Is your family here?
<b>Ndio, familia yangu iko hapa.</b>	Yes, my family is here.
<b>Hapana, familia yangu iko nyumbani.</b>	No, my family is at home.
<b>Unao watoto wangapi?</b>	How many children do you have?
<b>Ninao watoto wawili.</b>	I have two children.
<b>Sina watoto.</b>	I do not have children.
<b>Watoto wako wana umri gani?</b>	How old are your children?
<b>Mimi ninaishi hapa.</b>	I live here.
<b>Umeishi hapa miaka mingapi?</b>	How many years have you lived here?
<b>Nimeishi hapa miaka sita.</b>	I have lived here for six years.
<b>Umeishi hapa muda gani?</b>	How long have you lived here?
<b>Nimeishi hapa kwa muda mrefu sana.</b>	I have lived here for a long time.
<b>Nimefurahi kujuana na wewe.</b>	I'm pleased to know you.
<b>Nimefurahi kuonana na wewe.</b>	I'm pleased to meet you.
<b>Tutaonana baadaye</b>	We will meet later.

## LESSON 13: ASKING FOR DIRECTION

SWAHILI	ENGLISH
<b>Uwanja wa ndege uko wapi?</b>	Where is the airport?
<b>Nitafikaje hospitali?</b>	How do I get to hospital?
<b>Upande gani ni kaskazini?</b>	Which direction is north?
<b>Upande gani ni kusini?</b>	Which direction is south?
<b>Upande gani ni mashariki?</b>	Which direction is east?
<b>Upande gani ni magharibi?</b>	Which direction is west?
<b>Huu ni upande gani?</b>	Which direction is this?
<b>Tafadhali nioneshe njia ya mjini</b>	Please show me the way to town.
<b>Kijiji hiki kinaitwaje?</b>	What is the name of this village?
<b>Ni masafa gani mpaka mjini?</b>	How far is it to the town?
<b>Basi lipi linakwenda mjini?</b>	Which bus goes to the town?
<b>Kituo cha basi kiko wapi?</b>	Where is the bus station?
<b>Nitafikaje nyumbani kwako?</b>	How do I get to your house?
<b>Njia hii inaitwaje?</b>	What is the name of this road?
<b>Njia hii inakwenda wapi?</b>	Where does this road go?



## LESSON 14: ASKING FOR HELP

SWAHILI	ENGLISH
<b>Nina kiu / Nina kiu sana!</b>	I am thirsty / I am very thirsty!
<b>Nasikia kiu / Nasikia kiu sana!</b>	I am thirsty / I am very thirsty!
<b>Tafadhali nipatie maji ya kunywa.</b>	Get me some water, please.
<b>Tafadhali niletee maji ya kunywa.</b>	Bring me some water, please.
<b>Tafadhali nipatie kinywaji baridi.</b>	Get me a cold drink, please.
<b>Tafadhali niletee kiburudisho.</b>	Bring me some refreshment, please.
<b>Nina njaa / Nina njaa sana!</b>	I am hungry / I am very hungry!
<b>Nasikia njaa / Nasikia njaa sana!</b>	I am hungry / I am very hungry!
<b>Tafadhali nipatie chakula.</b>	Get me some food, please.
<b>Tafadhali niletee chakula moto.</b>	Bring me some hot food, please.
<b>Kichwa kinaniuma.</b>	I have got headache
<b>Unazo dawa za kichwa?</b>	Do you have headache medicine?
<b>Tafadhali nipatie dawa.</b>	Get me some medicine, please!
<b>Naweza kutumia choo, tafadhali?</b>	May I use the restroom/toilet, please?
<b>Unaweza kunisaidia, tafadhali?</b>	Can you help me, please?
<b>Tafadhali nipatie chenji.</b>	Get me some change, please.
<b>Ninataka kwenda hospitali.</b>	I would like to go to hospital.
<b>Unaweza kunipeleka hospitali, tafadhali?</b>	Could you take me to hospital, please?
<b>Nipunguzie bei, tafadhali. Mimi rafiki yako.</b>	Give me some discount, please. I'm your friend.

## LESSON 15: RELATIONS

SWAHILI	ENGLISH	SWAHILI	ENGLISH
<b>kaka</b>	brother	<b>mjomba</b>	maternal uncle
<b>ndugu</b>	brother/sister	<b>mama</b>	mother
<b>shemeji/ shemegi</b>	brother-in-law/sister-in-law (also husband's/wife's brother)	<b>mama mkuu</b>	mother's elder sister
<b>mtoto/watoto</b>	child/children	<b>mama mdogo</b>	mother's younger sister
<b>mtoto wa kike</b>	daughter	<b>mpwa</b>	nephew/niece
<b>baba</b>	father	<b>shangazi</b>	paternal aunt
<b>mkwe</b>	father-in-law/mother-in-law	<b>ami</b>	paternal uncle
<b>shoga</b>	female friend of a female person	<b>bintiami</b>	paternal uncle's daughter
<b>mchumba</b>	fiancé	<b>binami</b>	paternal uncle's son
<b>rafiki/marafiki</b>	friend/friends	<b>dada</b>	sister
<b>mjukuu/ wajukuu</b>	grand-child/ grand-children	<b>mtoto wa kiume</b>	son
<b>babu</b>	grandfather	<b>baba wa kambo</b>	step-father
<b>bibi</b>	grandmother	<b>ndugu wa kambo</b>	step-brother/ step-sister

<b>kitukuu</b>	great grand-child	<b>mtoto wa kambo</b>	step-child
<b>mlezi</b>	guardian	<b>mama wa kambo</b>	step-mother
<b>mume</b>	husband	<b>mapacha</b>	twins
<b>wifi</b>	husband's sister	<b>mke</b>	wife

## LESSON 16: HUMAN BODY PARTS

<b>SWAHILI</b>	<b>ENGLISH</b>	<b>SWAHILI</b>	<b>ENGLISH</b>
<b>mkono/mikono</b>	arm/arms	<b>kichwa/vichwa</b>	head/heads
<b>kwapa/kwapa</b>	armpit/armpits	<b>kisigino/visigino</b>	heel/heels
<b>mgongo/migongo</b>	back/backs	<b>kiuno/viuno</b>	hip/hips
<b>ndevu</b>	beard	<b>goti/magoti</b>	knee/knees
<b>tumbo</b>	belly/tummy	<b>mguu/miguu</b>	leg/legs
<b>kitovu</b>	belly-button/navel	<b>mdomo/midomo</b>	lip/lips
<b>mwili/miili</b>	body/bodies	<b>masharubu</b>	moustache
<b>matiti</b>	breast	<b>mdomo/midomo</b>	mouth/mouths
<b>matako</b>	buttocks	<b>kucha/kucha</b>	nail/nails
<b>shavu/mashavu</b>	cheek/cheeks	<b>shingo/shingo</b>	neck/necks
<b>kifua/vifua</b>	chest/chests	<b>pua/pua</b>	nose/noses
<b>kidevu/videvu</b>	chin/chins	<b>kiganja/viganja</b>	palm/palms
<b>sikio/masikio</b>	ear/ears	<b>ubavu/mbavu</b>	rib/ribs
<b>jicho/macho</b>	eye/eyes	<b>muundi/miundi</b>	sheen/sheens
<b>nyusi/nyusi</b>	eyebrow/eyebrows	<b>bega/mabega</b>	shoulder/shoulders
<b>kope/kope</b>	eyelash/eyelashes	<b>ngozi</b>	skin
<b>kidole/vidole</b>	finger/fingers; toe/toes	<b>unyayo/nyayo</b>	sole/soles
<b>kidole cha mkono</b>	finger	<b>paja/mapaja</b>	thigh/thighs
<b>mguu/miguu</b>	foot/feet	<b>kidole gumba</b>	thumb
<b>paji la uso</b>	forehead	<b>kidole cha mguu</b>	toe
<b>nywele</b>	hair	<b>ulimi/ndimi</b>	tongue/tongues
<b>mkono/mikono</b>	hand/hands	<b>jino/meno</b>	tooth/teeth

## LESSON 17: FOOD

SWAHILI	ENGLISH	SWAHILI	ENGLISH
pombe	alcoholic drink	unga wa mahindi/sembe	corn flour
lozi/lozi	almond/almonds	kaa/kaa	crab/crabs
tofaa/matofaa	apple/apples	kitango	cucumber
ndizi/ndizi	banana/bananas	chakula cha jioni	dinner
kunde/kunde	bean/beans	kinywaji	drink
nyama ya ng'ombe	beef	mkunga	eel
bia	beer	yai/mayai	egg/eggs
pilipili manga	black pepper	samaki	fish
mkate	bread	unga	flour
kifungua kinywa/chai	breakfast	chakula	food
siagi	butter	tunda/matunda	fruit/fruits
kabichi	cabbage	kitunguu thomu	garlic
keki	cake	samli	ghee
korosho	cashew nuts	zabibu/zabibu	grape/grapes
nyama ya kuku	chicken (meat)	barafu	ice
pilipili	chili pepper	jamu	jam
chaza/chaza	clam/clams	sharubati	juice
kahawa	coffee	nyama ya kondoo	lamb
hindi/mahindi	corn/corns	ndimu/ndimu	lime/limes

SWAHILI	ENGLISH	SWAHILI	ENGLISH
limau/malimau	lemon/lemons	mchele (wali)	rice (cooked rice)
kamba/kamba	lobster/lobsters	saladi	salad
chakula cha mchana	lunch	chumvi	salt
embe/maembe	mango/mangoes	mchuzi	sauce
siagi	margarine	kamba	shrimp
nyama	meat	soda	soda
maziwa	milk	supu	soup
mafuta	oil	maharage	soy beans
bamia	okra	mchicha	spinach
kitunguu/vitunguu	onion/onions	sukari	sugar
chungwa/machungwa	orange/oranges	kiazi kitamu	sweet potato
papai/mapapai	papaya/papayas	chai	tea
njugu/njugu	peanut/peanuts	nyanya/tungule	tomato
njegere	peas	mboga	vegetables
achari	pickle	maji	water
nanasi/mananasi	pineapple/pineapples	unga wa ngano	wheat flour
mbatata/mbatata	potato/potatoes	hamira	yeast
boga/maboga	pumpkin/pumpkins	mtindi	yoghurt

## LESSON 18: NUMBERS

Numbers in Swahili are very easy to say. If you know how to say **0, 1, 2, 3, 4, 5, 6, 7, 8, 9, 10, 20, 30, 40, 50, 60, 70, 80, 90, 100, 1000, 100000, and 100000000**, you should be able to say any other (practical) number. That's because, the other numbers are spoken as combinations of the above-mentioned numbers.

For example, 1932, is **elfu moja mia tisa thalathini na mbili** which is an exact literal translation of *one thousand nine hundred thirty two*. The only (minor) difference here is the addition of **na** which means *and*, between the Swahili word for *thirty* (**thalathini**) and *two* (**mbili**). In Swahili, **na** is always added between tens and unit digits. There are a few other twists. Read on to learn more about them.

Of course you also need to know how to say fractional and decimal numbers as well as percentages. Swahili people also have a habit of using a number called **laki**, which is 100,000. So, numbers in hundreds of thousand are alternatively spoken using **laki**. For example, 324,167 can be spoken as **mia tatu ishirini na nne elfu, mia moja sitini na saba**, or alternatively, **laki tatu, ishirini na nne elfu, mia moja sitini na saba**. Both forms are correct.

Please find below examples of numbers as spoken in Swahili.

SWAHILI	ENGLISH	SWAHILI	ENGLISH
sifuri	0	ishirini na tatu	23
moja	1	thalathini	30
mbili	2	thalathini na moja	31
tatu	3	thalathini na mbili	32
nne	4	arubaini	40
tano	5	arubaini na moja	41
sita	6	arubaini na mbili	42
saba	7	hamsini	50
nane	8	hamsini na moja	51
tisa	9	hamsini na mbili	52
kumi	10	sitini	60
kumi na moja	11	sitini na moja	61
kumi na mbili	12	sitini na mbili	62
kumi na tatu	13	sabini	70
kumi na nne	14	sabini na moja	71
kumi na tano	15	sabini na mbili	72
kumi na sita	16	thamanini	80
kumi na saba	17	thamanini na moja	81
kumi na nane	18	thamanini na mbili	82
kumi na tisa	19	tisini	90
ishirini	20	tisini na moja	91
ishirini na moja	21	tisini na mbili	92
ishirini na mbili	22	mia	100

SWAHILI	ENGLISH	SWAHILI	ENGLISH
mia na moja	101	elfu	1000
mia na mbili	102	elfu moja mia tisa tisini na saba	1997
mia moja na kumi	110	kumi na tatu elfu mia saba arubaini	13,740
mia moja kumi na moja	111	ishirini na tisa elfu na tatu	29,003
mia moja ishirini	120	thalathini na sita elfu, na ishirini na saba	36,027
mia moja ishirini na moja	121	mia nne kumi na mbili elfu, mia mbili thalathini na nane	412,238
mia moja thalathini	130	milioni tatu sitini na saba elfu, mia nane thamanini na tatu	3,067,883
mia mbili	200	mia tano sitini na mbili milioni, mia nne tisini na tano elfu na kumi na moja	562,495,011
mia tatu	300	bilioni mbili, mia mbili thamanini na tisa milioni, mia moja arubaini na tatu elfu, mia mbili na sita	2,289,143,206

SWAHILI	ENGLISH	SWAHILI	ENGLISH
sehemu	fraction	thuluthi	1/3
thumni	1/8	nusu	1/2
sudusi	1/6	thuluthi mbili	2/3
robo	1/4	robo tatu	3/4
nukta	decimal point	arubaini na tano elfu, mia tatu tisini na moja nukta tatu sita tano	45,391.365
mbili nukta nne tano	2.45	mia mbili hamsini na tatu nukta sifuri sifuri tisa	253.009
sifuri nukta mbili mbili nne	0.224	sifuri nukta sifuri sifuri saba sifuri moja	0.00701
asilimia	percent (%)	asilimia kumi na tatu nukta nne tano	13.45%
asilimia mia moja	100%	asilimia moja	1%

## LESSON 19: DAYS OF THE WEEK

In the Swahili world, the week (**wiki**) has seven days (**siku**) just like in the West. The first day of the week, however, is different. It is Saturday! The sixth day of the week, Thursday, is sometimes pronounced as **Alkhamisi** instead of **Alhamisi**.

The names for Thursday (**Alhamisi**) and Friday (**Ijumaa**) are of Arabic origin. They probably replaced the original Bantu names of those days due to their special place in the Islamic religion. Note that in the Arab world, “Alkhamis” means the fifth day of the week, but the same name is used in the Swahili world for the sixth day of the week! Someone messed up on that!

Enough talk on language mess, here are the days of the week:

SWAHILI	ENGLISH
<b>Jumamosi</b>	Saturday
<b>Jumapili</b>	Sunday
<b>Jumatatu</b>	Monday
<b>Jumanne</b>	Tuesday
<b>Jumatano</b>	Wednesday
<b>Alhamisi</b>	Thursday
<b>Ijumaa</b>	Friday

## LESSON 20: TIME

Let’s talk a little bit about time. Swahili people seem to have ALL the time for ALL the things. And they don’t like to be rushed – into and out of any event! They like to take their own time! When you deal with Swahili people, you’ll be well served to bear that in mind!

It’s interesting to note that in the Swahili culture the day starts at sunrise. This is in contrast to the Arab world where the day starts at sunset and in the Western world where the day starts at midnight. Sunrise in East Africa happens everyday at around 6:00 a.m. That’s because East Africa falls right on the Equator. So, 6:00 a.m. is “0:00 morning” Swahili time. 7:00 a.m. is “1:00 morning” (**saa moja asubuhi**) Swahili time.

It’s also worth noting that Swahili time doesn’t use “noon” as the reference as in a.m. (before noon), and p.m. (after noon). Swahili time is spoken using the following loose references:

- **alfajiri**: early morning time before sunrise
- **asubuhi**: from sunrise to a little before noon
- **mchana**: from around noon to around 3:00 p.m.

- **alasisiri**: from around 3:00 p.m. to sunset
- **jioni**: from around 3:00 p.m. to a little before 7:00 p.m.
- **usiku**: from around 7:00 p.m. to early morning

The following are some words associated with time:

SWAHILI	ENGLISH	SWAHILI	ENGLISH
<b>karne</b>	century	<b>msimu</b>	season
<b>saa</b>	clock	<b>sekunde</b>	second
<b>siku/siku</b>	day/days	<b>polepole</b>	slow/slowly
<b>keshokutwa</b>	day after tomorrow	<b>vuli</b>	spring
<b>juzi</b>	day before yesterday	<b>ghafila</b>	sudden
<b>mchana</b>	daytime	<b>kaskazi</b>	summer
<b>magharibi</b>	dusk	<b>mapambazuko</b>	sunrise
<b>mapema</b>	early	<b>machweo</b>	sunset
<b>kipupwe</b>	fall	<b>wakati/saa</b>	time
<b>saa/saa</b>	hour/hours	<b>leo</b>	today
<b>usiku wa manane</b>	late night	<b>kesho</b>	tomorrow
<b>baadaye/halafu</b>	later	<b>saa</b>	watch
<b>dakika/dakika</b>	minute/minutes	<b>wiki/wiki</b>	week/weeks
<b>mwezi/miezi</b>	month/months	<b>Saa ngapi?</b>	What time is it?
<b>usiku</b>	night time	<b>masika</b>	winter
<b>sasa</b>	now	<b>mwaka/miaka</b>	year/years
<b>haraka</b>	quick/quickly	<b>jana</b>	yesterday

The table below shows how you tell the time. Observe that after 30 minutes past the hour the time is usually told using the number of minutes before the coming hour. For example, 3:47 p.m. is spoken as “13 minutes short of 4 p.m.” That is, “**Saa kumi kasoro dakika kumi na tatu jioni**”. The word “**kasoro**” means “short of” or “before”. For 15 minutes before the hour, the word “**kasorobo**” (also **kasarobo**) is used.







SWAHILI	ENGLISH	SWAHILI	ENGLISH
Saa mbili kamili asubuhi	8:00 a.m.	Saa mbili kasorobo usiku	7:45 p.m.
Saa mbili barabara	8 o'clock sharp	Saa tatu kasoro dakika moja usiku	8:59 p.m.
Saa tatu unusu asubuhi	9:30 a.m.	Saa tano na dakika moja usiku	11:01 p.m.
Saa sita mchana	noon	Saa sita usiku	midnight
Saa saba na dakika kumi na sita mchana	1:16 p.m.	Saa nane na robo usiku	2:15 a.m.
Saa tisa kasoro dakika kumi na sita mchana	2:44 p.m.	Saa kumi na moja na dakika tatu alfajiri	5:03 a.m.
Saa tisa na dakika ishirini na tano alasiri	3:25 p.m.	Saa kumi na mbili na robo asubuhi	6:15 a.m.
Saa kumi na mbili na robo jioni	6:15 p.m.	Saa moja kasoro dakika kumi asubuhi	6:50 a.m.








## LESSON 21: CLOTHES AND ADORNMENT







SWAHILI	ENGLISH	SWAHILI	ENGLISH
bangili	bangle/bracelet	suruali	pants
buti	boot	poda	powder
sidiria	brassier	pete/pete	ring/rings
mkufu	chain	kanzu/kanzu	robe/robes
nguo/nguo	cloth/clothes	ndara/ndara	sandal/sandals
koti/makoti	coat/coats	skafu/skafu	scarf/scarves
nepi/nepi	diaper/diapers	shimizi	chemise
gauni/magauni	dress/dresses	shati/mashati	shirt/shirts
herini/herini	earring/earrings	kiatu/viatu	shoe/shoes
dhahabu	gold	fedha	silver
mkoba/mikoba	handbag/handbags	skati/sketi	skirt
kofia/kofia	hat/hats	soksi	sox
kilemba	headscarf/turban	suti	suit
pasi	iron	tai/tai	tie/ties
rangi ya mdomo	lipstick	mtandio	top-throw
wanja	mascara	fulana	T-shirt/vest
kidani/mkufu	necklace	chupi	underwear
mafuta	oil	pochi	wallet









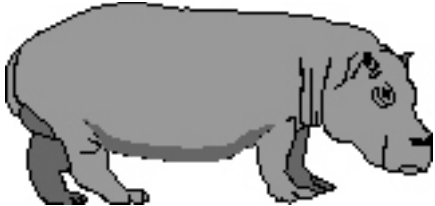





## LESSON 22: ANIMALS AND INSECTS







SWAHILI	PICTURE	ENGLISH
mnyama/wanyama		animal/animals
mdudu/wadudu		ant/ants
nyani		baboon
dubu/madubu		bear/bears
ndege/ndege		bird/birds
nguruwe-mwitu		boar








<p><b>nyati</b></p>		<p>buffalo</p>
<p><b>kipepeo/vipepeo</b></p>		<p>butterfly/butterflies</p>
<p><b>paka/paka</b></p>		<p>cat/cats</p>
<p><b>duma/duma</b></p>		<p>cheetah</p>
<p><b>kuku</b></p>		<p>chicken/hen</p>
<p><b>sokwe</b></p>		<p>chimpanzee</p>
<p><b>mende/mende</b></p>		<p>cockroach/cockroaches</p>








<p><b>ng'ombe/ng'ombe</b></p>		<p>cow/cows</p>
<p><b>mamba/mamba</b></p>		<p>crocodile/crocodiles</p>
<p><b>paa/paa</b></p>		<p>deer/deers</p>
<p><b>mbwa/mbwa</b></p>		<p>dog/dogs</p>
<p><b>punda/punda</b></p>		<p>donkey/donkeys</p>
<p><b>bata/mabata</b></p>		<p>duck/ducks</p>

<p><b>tembo/tembo</b></p>		<p>elephant/elephants</p>
<p><b>samaki</b></p>		<p>fish</p>
<p><b>nzi/nzi</b></p>		<p>fly/flies</p>
<p><b>twiga/twiga</b></p>		<p>giraffe/giraffes</p>
<p><b>mbuzi/mbuzi</b></p>		<p>goat/goats</p>
<p><b>panzi/panzi</b></p>		<p>grasshopper/grasshoppers</p>

<p><b>kiboko</b></p>		<p>hippopotamus</p>
<p><b>farasi/farasi</b></p>		<p>horse/horses</p>
<p><b>fisi/fisi</b></p>		<p>hyena/hyenas</p>
<p><b>swala/swala</b></p>		<p>impala/impala</p>
<p><b>mdudu/wadudu</b></p>		<p>insect/insects</p>
<p><b>chui/chui</b></p>		<p>leopard/leopards</p>

<p><b>simba/simba</b></p>		<p>lion/lions</p>
<p><b>kima/kima</b></p>		<p>monkey/monkeys</p>
<p><b>panya/panya</b></p>		<p>mouse/mice</p>
<p><b>mbuni/mbuni</b></p>		<p>ostrich/ostriches</p>
<p><b>ng'ombe dume</b></p>		<p>ox</p>
<p><b>kasuku/kasuku</b></p>		<p>parrot/parrots</p>

<p><b>tausi/tausi</b></p>		<p>peacock/peacocks</p>
<p><b>nguruwe/nguruwe</b></p>		<p>pig/pigs</p>
<p><b>chatu/chatu</b></p>		<p>python/pythons</p>
<p><b>sungura/sungura</b></p>		<p>rabbit/rabbits</p>
<p><b>kifaru/vifaru</b></p>		<p>rhinoceros/rhinoceros</p>
<p><b>papa/papa</b></p>		<p>shark/sharks</p>
<p><b>kondoo/kondoo</b></p>		<p>sheep/sheep</p>

<p><b>nyoka/nyoka</b></p>		<p>snake/snakes</p>
<p><b>kobe/makobe</b></p>		<p>tortoise/tortoise</p>
<p><b>bata-mzinga</b></p>		<p>turkey/turkeys</p>
<p><b>kasa/kasa</b></p>		<p>turtle/turtles</p>
<p><b>ngiri/ngiri</b></p>		<p>warthog/warthogs</p>
<p><b>nyangumi/nyangumi</b></p>		<p>whale/whales</p>
<p><b>punda-milia/punda-milia</b></p>		<p>zebra/zebras</p>



## LESSON 23: PROFESSIONS

SWAHILI	ENGLISH	SWAHILI	ENGLISH
mtangazaji/watangazaji	announcer/announcers	waziri/mawaziri	minister/ministers
mwanajeshi/wanajeshi	army officer/ army officers	muuguzi/wauguzi	nurse/nurses
kinyozi/vinyozi	barber/barbers	polisi/polisi	police officer/police officers
mjenzi	builder/mason	mwanasiasa	politician
mfanyabiashara/ wafanyabiashara	businessman/ businessmen	raisi/maraisi	president/presidents
karani/makarani	clerk/clerks	waziri mkuu	prime minister
fundi wa kompyuta	computer technician	profesa/maprofesa	professor/professors
daktari/madaktari	doctor/doctors	afisa usalama	security officer
dereva/madereva	driver/drivers	muuza duka	shopkeeper
mhandisi/wahandisi	engineer/engineers	askari/askari	soldier/soldiers
mkulima/wakulima	farmer/farmers	mshoni/washoni	tailor/tailors
mvuvi/wavuvi	fisherman/fishermen	dereva wa teksi	taxi driver
muuza samaki	fish-vendor	mwalimu/walimu	teacher/teachers
mlinzi/walinzi	guard/guards	fundi/mafundi	technician/technicians
mwandishi wa habari/ waandishi wa habari	journalist/journalists	kazi	work
mbunge/wabunge	member of parliament/ members of parliament	mfanyakazi/ wafanyakazi	worker/workers

## LESSON 24: COURTESY AND EMERGENCY

SWAHILI	ENGLISH	SWAHILI	ENGLISH
ambalesi	ambulance	tafadhali	please
choo	bathroom/restroom	Kimbia!	Run away!
Hatari!	Danger!	Samahani!	Sorry! (to apologize)
Moto!	Fire!	Pole!	Sorry! (to sympathize)
Toka!	Get out!	Simama!	Stop!
Ondoka!	Go away!	Asante!	Thank you!
Kwaheri!	Goodbye!	Asante sana!	Thank you very much!
Nisaidie	Help me	mwizi	thief
hospitali	hospital	karibu	welcome/come again
Vipi?	How?	Nini?	What?
Nimeumia	I'm hurt	Lini?	When?
Ninaumwa	I'm sick	Wapi?	Where?
Hodi?	May I come in?	Ipi?	Which?
dawa	medicine	Nani?	Who?
Hapana!	No!	Ndio!	Yes!

## LESSON 25: ENTERTAINMENT

SWAHILI	ENGLISH	SWAHILI	ENGLISH
riadha	athletics	cheza	play
mpira/mipira	ball/balls	uwanja	play ground
mpira wa kikapu	basketball	mchezaji	player
bao	board game	shairi/mashairi	poem/poems
ngumi	boxing	mbio	race
karata/karata	card/cards	redio	radio
bingwa	champion	refa	referee
mashindano	championship/tournament	soka/kandanda	soccer
chesi	chess	stesheni	station
sinema	cinema	hadithi/hadithi	story/stories
nage	dodge ball	kuogelea	swimming
suluhu	draw	foliti	tag game
filamu	film	televisheni	television
mchezo/michezo	game/games	tenisi	tennis
kipa	goalkeeper	mchezo wa kuigiza	theatrical play
goli/magoli	goal/goals	mpira wa wavu	volleyball
mchezo wa kuruka juu	high-jump	firimbi/firimbi	whistle/whistles
mshindwa	loser	mshindi/washindi	winner/winners
gololi/gololi	marble/marbles	dama	X-and-O game
kitabu cha hadithi	novel	video	video

## LESSON 26: HOME

SWAHILI	ENGLISH	SWAHILI	ENGLISH
choo/vyoo	bathroom/bathrooms	gilasi/gilasi	glass/glasses
kitanda/vitanda	bed/beds	moto	hot
chumba cha kulala/ vyumba vya kulala	bedroom/bedrooms	nyumba/nyumba	house/houses; home/homes
shuka/shuka	bed sheet/bed sheets	pasi/pasi	iron/irons
blangeti/mablangeti	blanket/blankets	jagi/majagi	jug/jugs
bakuli/bakuli	bowl/bowls	birika/birika	kettle/kettle
busati/mabusati	carpet/carpets	jiko/majiko	kitchen/kitchens
dari	ceiling	kisu/visu	knife/knives
kiti/viti	chair/chairs	taa/taa	light/lights;lamp/lamps
baridi	cold	ukumbi/kumbi	living room/living rooms
sufuria/masufuria	cooking pot/cooking pots	godoro/magodoro	mattress/mattresses
kochi/makochi	couch/couches	karai/makarai	pan/pans
kikombe/vikombe	cup/cups	mito/mito	pillow/pillows
kabati/makabati	cupboard/cupboards	sahani/sahani	plate/plates
pazia/mapazia	curtain/curtains	paa/mapaa	roof/roofs
chumba cha kulia	dining room	kisahani/visahani	saucer/saucers
mlango/milango	door/doors	rafu/rafu	shelf/shelves
umeme	electricity	kijiko/vijiko	spoon/spoons
feni/mafeni	fan/fans	swichi/swichi	switch/switches
sakafu	floor	meza/meza	table/tables
uma/nyuma	fork/forks	ukuta/kuta	wall/walls
friji/mafriji	fridge/fridges	dirisha/madirisha	window/windows

## LESSON 27: OFFICE

SWAHILI	ENGLISH	SWAHILI	ENGLISH
<b>bodi</b>	board (as in 'board of directors')	<b>mkutano</b>	meeting/conference
<b>kitabu/vitabu</b>	book/books	<b>ofisi/ofisi</b>	office/offices
<b>kabati/makabati</b>	cabinet/cabinets	<b>tarishi/matarishi</b>	messenger/messengers
<b>kiti/viti</b>	chair/chairs	<b>ofisa/maofisa</b>	officer/officers
<b>mwenyekiti</b>	chairman	<b>karatasi</b>	paper
<b>karani/makarani</b>	clerk/clerks	<b>kalamu/kalamu</b>	pen/pens
<b>kompyuta/kompyuta</b>	computer/computers	<b>penseli/penseli</b>	pencil/pencils
<b>monita/monita</b>	computer monitor/ computer monitors	<b>fotokopi</b>	photocopy
<b>chumba cha mkutano</b>	conference room	<b>printa/printa</b>	printer/printers
<b>mkurugenzi/ wakurugenzi</b>	director/directors	<b>daftari/madaftari</b>	record book/record books
<b>mtoto wa meza</b>	drawer	<b>ripoti/ripoti</b>	report/reports
<b>faksi</b>	fax machine	<b>katibu</b>	secretary
<b>faili/mafaili</b>	file/files	<b>rafu/rafu</b>	shelf/shelves
<b>jalada/majalada</b>	folder/folders	<b>muangalizi</b>	supervisor
<b>msafishaji</b>	janitor	<b>meza</b>	table/desk
<b>barua/barua</b>	letter/letters	<b>simu</b>	telephone
<b>meneja/meneja</b>	manager/managers	<b>kazi</b>	work/job
<b>kumbukumbu za mkutano</b>	meeting minutes	<b>mfanyakazi</b>	worker

## LESSON 28: TRAVEL

SWAHILI	ENGLISH	SWAHILI	ENGLISH
anga	air/space	mzigo/mizigo	luggage
ndege/ndege	airplane/airplanes	ramani/ramani	map/maps
uwanja wa ndege	airport	pikipiki	motorbike
begi/mabegi	bag/bags	kaskazini	north
sanduku/masanduku	box/boxes	sio mbali	not far
baiskeli/baiskeli	bicycle/bicycles	sio mbali sana	not very far
mashua/mashua	boat/boats	pasi/pasipoti	passport
basi/mabasi	bus/busses	rubani/marubani	pilot/pilots
kondakta/utingo	bus conductor	reli	rail
mtumbwi/dau	canoe	mkahawa/mikahawa	restaurant/restaurants
gari/gari	car/cars	njia/njia	road/roads
karibu	close to/nearby	baharia/mabaharia	sailor/sailors
jahazi	dhow	bahari	sea
masafa	distance	meli	ship
dereva/madereva	driver/drivers	kusini	south
mashariki	east	mtaa	street
mbali	far	teksi	taxi
nauli	fare	pale/kule	there
kituo cha mafuta	gas station	tiketi/tiketi	ticket/tickets
zawadi/zawadi	gift/gifts	mtalii/watalii	tourist/tourists
bandari/bandarini	harbor/at the harbor	gari-moshi/magari-moshi	train/trains
hapa	here	kadi ya mchanjo	vaccination card
barabara	highway	karibu sana	very close
hoteli/hoteli	hotel/hotels	mbali sana	very far
safari	journey	magharibi	west

## LESSON 29: SHOPPING

SWAHILI	ENGLISH	SWAHILI	ENGLISH
duka la vitabu	bookstore	soko/masoko	market/markets
duka la nyama	butchery	kati-na-kati/wastani	medium
nunua	buy	pesa	money
senti	cent	noti	note (paper money)
chenji	change	ratili	pound (weight)
rahisi/bei nafuu	cheap	pauni	pound (currency)
dola/dola	dollar/dollars	bei	price
ghali	expensive	robo	quarter
duka la nguo	fashion store	shilingi	shilling
soko la samaki	fish market	duka	shop/store
duka la chakula	grocery store	muuza duka	shopkeeper
nusu	half	kiasi	size
kilo	kilo	ndogo	small
kubwa	large	ghala	store (for storage)

## DICTIONARY

ENGLISH	SWAHILI
0	sifuri
0.00701	sifuri nukta sifuri sifuri saba sifuri moja
1%	asilimia moja
13.45%	asilimia kumi na tatu nukta nne tano
0.224	sifuri nukta mbili mbili nne
100%	asilimia mia moja
1	moja
2	mbili
2.45	mbili nukta nne tano
3	tatu
4	nne
5	tano
6	sita
7	saba
8	nane
9	tisa
10	kumi
11	kumi na moja
12	kumi na mbili
13	kumi na tatu
14	kumi na nne
15	kumi na tano
16	kumi na sita
17	kumi na saba
18	kumi na nane
19	kumi na tisa
20	ishirini
21	ishirini na moja
22	ishirini na mbili
23	ishirini na tatu
30	thalathini
31	thalathini na moja
32	thalathini na mbili
40	arubaini
41	arubaini na moja

42	arubaini na mbili
50	hamsini
51	hamsini na moja
52	hamsini na mbili
60	sitini
61	sitini na moja
62	sitini na mbili
70	sabini
71	sabini na moja
72	sabini na mbili
80	thamanini
81	thamanini na moja
82	thamanini na mbili
90	tisini
91	tisini na moja
92	tisini na mbili
100	mia
101	mia na moja
102	mia na mbili
110	mia moja na kumi
111	mia moja kumi na moja
120	mia moja ishirini
121	mia moja ishirini na moja
130	mia moja thalathini
200	mia mbili
253.009	mia mbili hamsini na tatu nukta sifuri sifuri tisa
300	mia tatu
1000	elfu
1997	elfu moja mia tisa tisini na saba
13,740	kumi na tatu elfu mia saba arubaini
29,003	ishirini na tisa elfu na tatu
36,027	thalathini na sita elfu, na ishirini na saba
45,391.37	arubaini na tano elfu, mia tatu tisini na moja nukta tatu sita tano
412,238	mia nne kumi na mbili elfu, mia mbili thalathini na nane
3,067,883	milioni tatu sitini na saba elfu, mia nane thamanini na tatu
562,495,011	mia tano sitini na mbili milioni, mia nne tisini na tano elfu na kumi na moja



2,289,143,206	bilioni mbili, mia mbili thamanini na tisa milioni, mia moja arubaini na tatu elfu, mia mbili na sita
1:16 p.m.	Saa saba na dakika kumi na sita mchana
11:01 p.m.	Saa tano na dakika moja usiku
2:15 a.m.	Saa nane na robo usiku
2:44 p.m.	Saa tisa kasoro dakika kumi na sita mchana
3:25 p.m.	Saa tisa na dakika ishirini na tano alasiri
5:03 a.m.	Saa kumi na moja na dakika tatu alfajiri
6:15 a.m.	Saa kumi na mbili na robo asubuhi
6:15 p.m.	Saa kumi na mbili na robo jioni
6:50 a.m.	Saa moja kasoro dakika kumi asubuhi
7:45 p.m.	Saa mbili kasorobo usiku
8 o'clock sharp	Saa mbili barabara
8:00 a.m.	Saa mbili kamili asubuhi
8:59 p.m.	Saa tatu kasoro dakika moja usiku
9:30 a.m.	Saa tatu unusu asubuhi
accountant	mhasibu
air	hewa
air/space	anga
airplane/airplanes	ndege/ndege
airport	uwanja wa ndege
alcoholic drink	pombe
almond/almonds	lozi/lozi
ambulance	ambalesi
American (national)	Mmarekani
and	na
animal/animals	mnyama/wanyama
announcer/announcers	mtangazaji/watangazaji
ant/ants	mdudu/wadudu
anyhow	vyovyote
anyone (person)	yeyote
anyone (thing)	yoyote
apple/apples	tofaa/matofaa
Arab (national)	Muarabu
Arabic (language)	Kiarabu
arm/arms	mkono/mikono
armpit/armpits	kwapa/kwapa
army officer/army officers	mwanajeshi/wanjeshi

athletics	riadha
authority	mamlaka
axe	shoka
baboon	nyani
back/backs	mgongo/migongo
bad	mbaya
bag/bags	begi/mabegi
ball/balls	mpira/mipira
banana/bananas	ndizi/ndizi
bangle/bracelet	bangili
barber/barbers	kinyozi/vinyozi
basketball	mpira wa kikapu
bathroom/bathrooms	choo/vyoo
bathroom/restroom	choo
bean/beans	kunde/kunde
bear/bears	dubu/madubu
beard	ndevu
bed sheet/bed sheets	shuka/shuka
bed/beds	kitanda/vitanda
bedroom/bedrooms	chumba cha kulala/vyumba vya kulala
beef	nyama ya ng'ombe
beer	bia
bell	kengele
belly/tummy	tumbo
belly-button/navel	kitovu
bicycle/bicycles	baiskeli/baiskeli
bird/birds	ndege/ndege
black pepper	pilipili manga
blanket/blankets	blangeti/mablangeti
blue	buluu
boar	nguruwe-mwitu
board	bodi
board game	bao
boat/boats	mashua/mashua
body/bodies	mwili/miili
book/books	kitabu/vitabu
bookstore	duka la vitabu
boot	buti

<b>bowl/bowls</b>	<b>bakuli/bakuli</b>
<b>box/boxes</b>	<b>sanduku/masanduku</b>
<b>boxing</b>	<b>ngumi</b>
<b>brassier</b>	<b>sidiria</b>
<b>bread</b>	<b>mkate</b>
<b>breakfast</b>	<b>kifungua kinywa/chai</b>
<b>breast</b>	<b>matiti</b>
<b>brother (older male sibling)</b>	<b>kaka</b>
<b>brother/sister (younger sibling)</b>	<b>ndugu</b>
<b>brother-in-law/sister-in-law (also husband's/wife's brother)</b>	<b>shemeji/shemegi</b>
<b>buffalo</b>	<b>nyati</b>
<b>builder/mason</b>	<b>mjenzi</b>
<b>burp (noun)</b>	<b>mbweu</b>
<b>bus conductor</b>	<b>kondakta/utingo</b>
<b>bus/busses</b>	<b>basi/mabasi</b>
<b>bush</b>	<b>nyika</b>
<b>businessman/businessmen</b>	<b>mfanyabiashara/wafanyabiashara</b>
<b>butchery</b>	<b>duka la nyama</b>
<b>butter</b>	<b>siagi</b>
<b>butterfly/butterflies</b>	<b>kipepeo/vipepeo</b>
<b>buttocks</b>	<b>matako</b>
<b>buy</b>	<b>nunua</b>
<b>cabbage</b>	<b>kabichi</b>
<b>cabinet/cabinets</b>	<b>kabati/makabati</b>
<b>cake</b>	<b>keki</b>
<b>calf</b>	<b>ndama</b>
<b>camel</b>	<b>ngamia</b>
<b>canoe</b>	<b>mtumbwi/dau</b>
<b>car/cars</b>	<b>gari/gari</b>
<b>card/cards</b>	<b>karata/karata</b>
<b>carpet/carpets</b>	<b>busati/mabusati</b>
<b>cashew nuts</b>	<b>korosho</b>
<b>cat/cats</b>	<b>paka/paka</b>
<b>ceiling</b>	<b>dari</b>
<b>cent</b>	<b>senti</b>
<b>century</b>	<b>karne</b>
<b>chain</b>	<b>mkufu</b>

chair/chairs	kiti/viti
chairman	mwenyekiti
champion	bingwa
championship/tournament	mashindano
change	chenji
charcoal	kaa
cheap	rahisi/bei nafuu
cheek/cheeks	shavu/mashavu
cheetah	duma/duma
chemise	shimizi
chess	chesi
chest/chests	kifua/vifua
chicken (meat)	nyama ya kuku
chicken/hen	kuku
child/children	mtoto/watoto
chili pepper	pilipili
chimpanzee	sokwe
chin/chins	kidevu/videvu
Chinese (language)	Kichina
Chinese (national)	Mchina
cinema	sinema
clam/clams	chaza/chaza
clerk/clerks	karani/makarani
clock	saa
close to/nearby	karibu
cloth/clothes	nguo/nguo
coat/coats	koti/makoti
cockroach/cockroaches	mende/mende
coconut	nazi
coffee	kahawa
cold	baridi
computer monitor/computer monitors	monita/monita
computer technician	fundi wa kompyuta
computer/computers	kompyuta/kompyuta
concrete	zege
conference room	chumba cha mkutano
cooking pot/cooking pots	sufuria/masufuria

corn flour	unga wa mahindi/sembe
corn/corns	hindi/mahindi
couch/couches	kochi/makochi
country	nchi
cow/cows	ng'ombe/ng'ombe
crab/crabs	kaa/kaa
crocodile/crocodiles	mamba/mamba
cucumber	kitango
cup/cups	kikombe/vikombe
cupboard/cupboards	kabati/makabati
curtain/curtains	pazia/mapazia
Danger!	Hatari!
daughter	mtoto wa kike
day after tomorrow	keshokutwa
day before yesterday	juzi
day/days	siku/siku
daytime	mchana
decimal point	nukta
deer/deers	paa/paa
dhow	jahazi
diaper/diapers	nepi/nepi
dining room	chumba cha kulia
dinner	chakula cha jioni
director/directors	mkurugenzi/wakurugenzi
disease	ugonjwa
distance	masafa
doctor/doctors	daktari/madaktari
dodge ball	nage
dog/dogs	mbwa/mbwa
dollar/dollars	dola/dola
donkey/donkeys	punda/punda
door/doors	mlango/milango
dove	njiwa
down	chini
draw (in a match)	suluhu
drawer	mtoto wa meza
dream	ndoto/njozi

<b>dress/dresses</b>	<b>gauni/magauni</b>
<b>drink</b>	<b>kinywaji</b>
<b>driver/drivers</b>	<b>dereva/madereva</b>
<b>duck/ducks</b>	<b>bata/mabata</b>
<b>dusk</b>	<b>magharibi</b>
<b>dust</b>	<b>vumbi</b>
<b>ear/ears</b>	<b>sikio/masikio</b>
<b>early</b>	<b>mapema</b>
<b>earring/earrings</b>	<b>herini/herini</b>
<b>east</b>	<b>mashariki</b>
<b>eel</b>	<b>mkunga</b>
<b>egg/eggs</b>	<b>yai/mayai</b>
<b>electricity</b>	<b>umeme</b>
<b>elephant/elephants</b>	<b>tembo/tembo</b>
<b>engineer/engineers</b>	<b>mhandisi/wahandisi</b>
<b>English (language)</b>	<b>Kiingereza</b>
<b>English (national)</b>	<b>Muingereza</b>
<b>exercise</b>	<b>zoezi</b>
<b>expensive</b>	<b>ghali</b>
<b>eye/eyes</b>	<b>jicho/macho</b>
<b>eyebrow/eyebrows</b>	<b>nyusi/nyusi</b>
<b>eyelash/eyelashes</b>	<b>kope/kope</b>
<b>fall</b>	<b>kipupwe</b>
<b>family</b>	<b>familia</b>
<b>fan/fans</b>	<b>feni/mafeni</b>
<b>far</b>	<b>mbali</b>
<b>fare</b>	<b>nauli</b>
<b>farmer/farmers</b>	<b>mkulima/wakulima</b>
<b>fashion store</b>	<b>duka la nguo</b>
<b>father</b>	<b>baba</b>
<b>father-in-law/mother-in-law</b>	<b>mkwe</b>
<b>fax machine</b>	<b>faksi</b>
<b>fear</b>	<b>woga</b>
<b>female friend of a female person</b>	<b>shoga</b>
<b>fiancé</b>	<b>mchumba</b>
<b>file/files</b>	<b>faili/mafaili</b>
<b>film</b>	<b>filamu</b>
<b>finger/fingers</b>	<b>kidole cha mkono/vidole vya mkono</b>

<b>Fire</b>	<b>Moto</b>
fish	samaki
fish market	soko la samaki
fisherman/fishermen	mvuvi/wavuvi
fish-vendor	muuza samaki
floor	sakafu
flour	unga
fly/flies	nzi/nzi
folder/folders	jalada/majalada
food	chakula
foot/feet	mguu/miguu
forehead	paji la uso
fork/forks	uma/nyuma
fort	ngome
fraction	sehemu
French (language)	Kifaransa
French (national)	Mfaransa
Friday	Ijumaa
fridge/fridges	friji/mafriji
friend/friends	rafiki/marafiki
fruit/fruits	tunda/matunda
game/games	mchezo/michezo
garlic	kitunguu thomu
gas station	kituo cha mafuta
Get out!	Toka!
ghee	samli
gift/gifts	zawadi/zawadi
giraffe/giraffes	twiga/twiga
glass/glasses	gilasi/gilasi
Go away!	Ondoka!
goal/goals	goli/magoli
goalkeeper	kipa
goat/goats	mbuzi/mbuzi
gold	dhahabu
good	nzuri
Goodbye!	Kwaheri!
government	serikali
grand-child/grand-children	mjukuu/wajukuu

<b>grandfather</b>	<b>babu</b>
<b>grandmother</b>	<b>bibi</b>
<b>grape/grapes</b>	<b>zabibu/zabibu</b>
<b>grasshopper/grasshoppers</b>	<b>panzi/panzi</b>
<b>great grand-child</b>	<b>kitukuu</b>
<b>green</b>	<b>kijani</b>
<b>grocery store</b>	<b>duka la chakula</b>
<b>guard/guards</b>	<b>mlinzi/walinzi</b>
<b>guardian</b>	<b>mlezi</b>
<b>gun</b>	<b>bunduki</b>
<b>hair</b>	<b>nywele</b>
<b>half</b>	<b>nusu</b>
<b>hand/hands</b>	<b>mkono/mikono</b>
<b>handbag/handbags</b>	<b>mkoba/mikoba</b>
<b>hang</b>	<b>ning'iniza/tundika</b>
<b>harbor/at the harbor</b>	<b>bandari/bandarini</b>
<b>hardship</b>	<b>dhiki</b>
<b>hat/hats</b>	<b>kofia/kofia</b>
<b>head/heads</b>	<b>kichwa/vichwa</b>
<b>headscarf/turban</b>	<b>kilemba</b>
<b>health</b>	<b>afya</b>
<b>heel/heels</b>	<b>kisigino/visigino</b>
<b>Hello!</b>	<b>Habari!</b>
<b>help</b>	<b>msaada</b>
<b>Help me</b>	<b>Nisaidie</b>
<b>here</b>	<b>hapa</b>
<b>Hi!</b>	<b>Habari!</b>
<b>hiccup</b>	<b>kwikwi</b>
<b>high-jump</b>	<b>mchezo wa kuruka juu</b>
<b>highway</b>	<b>barabara</b>
<b>hip/hips</b>	<b>kiuno/viuno</b>
<b>hippopotamus</b>	<b>kiboko</b>
<b>history</b>	<b>historia</b>
<b>horse</b>	<b>farasi</b>
<b>horse/horses</b>	<b>farasi/farasi</b>
<b>hospital</b>	<b>hospitali</b>
<b>hot</b>	<b>moto</b>
<b>hotel/hotels</b>	<b>hoteli/hoteli</b>



hour/hours	saa/saa
house/houses; home/homes	nyumba/nyumba
How?	Vipi?
hunger	njaa
husband	mume
husband's sister	wifi
hyena/hyenas	fisi/fisi
ice	barafu
I'm hurt	Nimeumia
I'm sick	Ninaumwa
impala/impala	swala/swala
important	muhimu
insect/insects	mdudu/wadudu
iron/irons	pasi/pasi
jam	jamu
janitor	msafishaji
Japanese (language)	Kijapani
Japanese (national)	Mjapani
jinni	jini
journalist/journalists	mwandishi wa habari/waandishi wa habari
journey	safari
jug/jugs	jagi/majagi
juice	sharubati
kettle/kettle	birika/birika
kidney	figo
kilo	kilo
kitchen/kitchens	jiko/majiko
knee/knees	goti/magoti
knife/knives	kisu/visu
lake	ziwa
lamb	nyama ya kondoo
language	luga
large	kubwa
late night	usiku wa manane
later	baadaye/halafu
law	sheria
leg/legs	mguu/miguu
lemon/lemons	limau/malimau

leopard/leopards	chui/chui
letter/letters	barua/barua
library	maktaba
license	leseni
light/lights;lamp/lamps	taa/taa
lime/limes	ndimu/ndimu
line	mstari
lion/lions	simba/simba
lip/lips	mdomo/midomo
lipstick	rangi ya mdomo
little	kidogo
living room/living rooms	ukumbi/kumbi
lobster/lobsters	kamba/kamba
logic	mantiki
loser	mshindwa
luggage	mzigo/mizigo
lunch	chakula cha mchana
maid	yaya
manager/managers	meneja/meneja
mango/mangoes	embe/maembe
map/maps	ramani/ramani
marble/marbles	gololi/gololi
margarine	siagi
market/markets	soko/masoko
mascara	wanja
maternal uncle	mjomba
mattress/mattresses	godoro/magodoro
May I come in?	Hodi?
meat	nyama
medicine	dawa
medium	kati-na-kati/wastani
meeting minutes	kumbukumbu za mkutano
meeting/conference	mkutano
member of parliament/members of parliament	mbunge/wabunge
mermaid	nguva
messenger/messengers	tarishi/matarishi
midnight	Saa sita usiku
milk	maziwa

<b>minister/ministers</b>	<b>waziri/mawaziri</b>
<b>minute/minutes</b>	<b>dakika/dakika</b>
<b>Mister</b>	<b>Bwana</b>
<b>Monday</b>	<b>Jumatatu</b>
<b>money</b>	<b>pesa</b>
<b>monkey/monkeys</b>	<b>kima/kima</b>
<b>month/months</b>	<b>mwezi/miezi</b>
<b>mother</b>	<b>mama</b>
<b>mother's elder sister</b>	<b>mama mkuu</b>
<b>mother's younger sister</b>	<b>mama mdogo</b>
<b>motorbike</b>	<b>pikipiki</b>
<b>mouse/mice</b>	<b>panya/panya</b>
<b>moustache</b>	<b>masharubu</b>
<b>mouth/mouths</b>	<b>mdomo/midomo</b>
<b>nail/nails</b>	<b>kucha/kucha</b>
<b>name</b>	<b>jina</b>
<b>neck/necks</b>	<b>shingo/shingo</b>
<b>necklace</b>	<b>kidani/mkufu</b>
<b>nephew/niece</b>	<b>mpwa</b>
<b>news</b>	<b>habari</b>
<b>nice</b>	<b>nzuri</b>
<b>night time</b>	<b>usiku</b>
<b>No!</b>	<b>Hapana!</b>
<b>noon</b>	<b>Saa sita mchana</b>
<b>north</b>	<b>kaskazini</b>
<b>nose/noses</b>	<b>pua/pua</b>
<b>not far</b>	<b>sio mbali</b>
<b>not very far</b>	<b>sio mbali sana</b>
<b>note (paper money)</b>	<b>noti</b>
<b>novel</b>	<b>kitabu cha hadithi</b>
<b>now</b>	<b>sasa</b>
<b>nurse/nurses</b>	<b>muuguzi/wauguzi</b>
<b>octopus</b>	<b>pweza</b>
<b>office/offices</b>	<b>ofisi/ofisi</b>
<b>officer/officers</b>	<b>ofisa/maofisa</b>
<b>ogre</b>	<b>zimwi</b>
<b>oil</b>	<b>mafuta</b>
<b>okra</b>	<b>bamia</b>

one eighth	thumni
one sixth	sudusi
one third	thuluthi
onion/onions	kitunguu/vitunguu
orange/oranges	chungwa/machungwa
ostrich/ostriches	mbuni/mbuni
ox	ng'ombe dume
palm/palms	kiganja/viganja
pan/pans	karai/makarai
pants	suruali
papaya/papayas	papai/mapapai
paper	karatasi
parrot/parrots	kasuku/kasuku
party/parties	chama/vyama
passport	pasi/pasipoti
paternal aunt	shangazi
paternal uncle	ami
paternal uncle's daughter	bintiami
paternal uncle's son	binami
peacock/peacocks	tausi/tausi
peanut/peanuts	njugu/njugu
peas	njegere
pen/pens	kalamu/kalamu
pencil/pencils	penseli/penseli
people	watu
percent (%)	asilimia
person	mtu
photocopy	fotokopi
pickle	achari
pig/pigs	nguruwe/nguruwe
pillow/pillows	mto/mito
pillow-case	foronya
pilot/pilots	rubani/marubani
pineapple/pineapples	nanasi/mananasi
plate/plates	sahani/sahani
play	cheza
play ground	uwanja
player	mchezaji

please	tafadhali
poem/poems	shairi/mashairi
police officer/police officers	polisi/polisi
politician	mwanasiasa
potato/potatoes	mbatata/mbatata
pound (currency)	pauni
pound (weight)	ratili
powder	poda
president/presidents	raisi/maraisi
price	bei
prime minister	waziri mkuu
printer/printers	printa/printa
professor/professors	profesa/maprofesa
proof	ithibati
pumpkin/pumpkins	boga/maboga
python/pythons	chatu/chatu
quarter	robo
quarter	robo
quick/quickly	haraka
quiet	kimya
rabbit/rabbits	sungura/sungura
race	mbio
radio	redio
rail	reli
razor	wembe
record book/record books	daftari/madaftari
red	nyekundu
referee	refa
report/reports	ripoti/ripoti
restaurant/restaurants	mkahawa/mikahawa
rhinoceros/rhinoceros	kifaru/vifaru
rib/ribs	ubavu/mbavu
rice (cooked rice)	mchele (wali)
ring/rings	pete/pete
river	mto
road/roads	njia/njia
robe/robes	kanzu/kanzu
roof/roofs	paa/mapaa

<b>rule/rules</b>	<b>sheria</b>
<b>ruler</b>	<b>mstari</b>
<b>Run away!</b>	<b>Kimbia!</b>
<b>sailor/sailors</b>	<b>baharia/mabaharia</b>
<b>salad</b>	<b>saladi</b>
<b>salt</b>	<b>chumvi</b>
<b>sandal/sandals</b>	<b>ndara/ndara</b>
<b>Saturday</b>	<b>Jumamosi</b>
<b>sauce</b>	<b>mchuzi</b>
<b>saucer/saucers</b>	<b>kisahani/visahani</b>
<b>scarf/scarves</b>	<b>skafu/skafu</b>
<b>school</b>	<b>shule</b>
<b>sea</b>	<b>bahari</b>
<b>season</b>	<b>msimu</b>
<b>second</b>	<b>sekunde</b>
<b>secret</b>	<b>siri</b>
<b>secretary</b>	<b>katibu</b>
<b>security officer</b>	<b>afisa usalama</b>
<b>seed</b>	<b>mbegu</b>
<b>sensitive</b>	<b>nyeti</b>
<b>service</b>	<b>huduma</b>
<b>shame</b>	<b>fedheha</b>
<b>shark/sharks</b>	<b>papa/papa</b>
<b>sheen/sheens</b>	<b>muundi/miundi</b>
<b>sheep/sheep</b>	<b>kondoo/kondoo</b>
<b>shelf/shelves</b>	<b>rafu/rafu</b>
<b>shilling</b>	<b>shilingi</b>
<b>ship</b>	<b>meli</b>
<b>shirt/shirts</b>	<b>shati/mashati</b>
<b>shoe/shoes</b>	<b>kiatu/viatu</b>
<b>shop/store</b>	<b>duka</b>
<b>shopkeeper</b>	<b>muuza duka</b>
<b>shoulder/shoulders</b>	<b>bega/mabega</b>
<b>shrimp</b>	<b>kamba</b>
<b>silver</b>	<b>fedha</b>
<b>sister</b>	<b>dada</b>
<b>sit</b>	<b>kaa</b>
<b>size</b>	<b>kiasi</b>

skin	ngozi
skirt	skati/sketi
slow/slowly	polepole
small	ndogo
snake/snakes	nyoka/nyoka
soccer	soka/kandanda
soda	soda
soldier	askari/askari
sole/soles	unyayo/nyayo
son	mtoto wa kiume
Sorry! (to apologize)	Samahani!
Sorry! (to sympathize)	Pole!
soup	supu
south	kusini
sox	soksi
soy beans	maharage
spark	cheche
spinach	mchicha
spoon/spoons	kijiko/vijiko
spring	vuli
squash	mung'unye
squid	ngisi
stand up	simama
station	stesheni
step-brother/step-sister	ndugu wa kambo
step-child	mtoto wa kambo
step-father	baba wa kambo
step-mother	mama wa kambo
Stop!	Simama!
store (for storage)	ghala
storey	ghorofa
storm	dhoruba
story/stories	hadithi/hadithi
street	mtaa
sudden	ghafila
sugar	sukari
suit	suti
summer	kaskazi
Sunday	Jumapili
sunrise	mapambazuko

<b>sunset</b>	<b>machweo</b>
<b>supervisor</b>	<b>muangalizi</b>
<b>sweater</b>	<b>sweta</b>
<b>sweet potato</b>	<b>kiazi kitamu</b>
<b>swimming</b>	<b>kuogelea</b>
<b>switch/switches</b>	<b>swichi/swichi</b>
<b>table/tables</b>	<b>meza/meza</b>
<b>tag game</b>	<b>foliti</b>
<b>tailor/tailors</b>	<b>mshoni/washoni</b>
<b>taxi</b>	<b>teksi</b>
<b>taxi driver</b>	<b>dereva wa teksi</b>
<b>tea</b>	<b>chai</b>
<b>teacher/teachers</b>	<b>mwalimu/walimu</b>
<b>technician/technicians</b>	<b>fundi/mafundi</b>
<b>telephone</b>	<b>simu</b>
<b>television</b>	<b>televisheni</b>
<b>tennis</b>	<b>tenisi</b>
<b>Thank you very much!</b>	<b>Asante sana!</b>
<b>Thank you!</b>	<b>Asante!</b>
<b>theatrical play</b>	<b>mchezo wa kuigiza</b>
<b>there</b>	<b>pale/kule</b>
<b>thief</b>	<b>mwizi</b>
<b>thigh/thighs</b>	<b>paja/mapaja</b>
<b>three quarters</b>	<b>robo tatu</b>
<b>thumb</b>	<b>kidole gumba</b>
<b>Thursday</b>	<b>Alhamisi</b>
<b>ticket/tickets</b>	<b>tiketi/tiketi</b>
<b>tie/ties</b>	<b>tai/tai</b>
<b>time</b>	<b>wakati/saa</b>
<b>to be able</b>	<b>kuweza</b>
<b>to buy</b>	<b>kununua</b>
<b>to come</b>	<b>kuja</b>
<b>to cook</b>	<b>kupika</b>
<b>to cry</b>	<b>kulia</b>
<b>to drink</b>	<b>kunywa</b>
<b>to eat</b>	<b>kula</b>
<b>to feel</b>	<b>kuhisi</b>
<b>to give</b>	<b>kupa</b>
<b>to give out</b>	<b>kutoa</b>
<b>to go</b>	<b>kuenda/kwenda</b>



to hear	kusikia
to laugh	kucheka
to like/to love	kupenda
to listen	kusikiliza
to look at	kutazama
to look for	kutafuta
to pay	kulipa
to read	kusoma
to remove	kutoa
to say	kusema
to see	kuona
to sell	kuuza
to sit	kukaa
to sleep	kulala
to speak	kusema
to stand up	kusimama
to think	kufikiri
to travel	kusafiri
to wake up	kuamka
to walk	kutembea
to want	kutaka
to wash	kuosha
to watch	kutazama/kuangalia
to work	kufanyakazi
to write	kuandika
today	leo
toe	kidole cha mguu
toe/toes	kidole cha mguu/vidole vya mguu
tomato	nyanya/tungule
tomorrow	kesho
tongue/tongues	ulimi/ndimi
tooth/teeth	jino/meno
top-throw	mtandio
tortoise/tortoise	kobe/makobe
tourist/tourists	mtalii/watalii
train/trains	gari-moshi/magari-moshi
true/truth	kweli
T-shirt/vest	fulana
Tuesday	Jumanne
turkey/turkeys	bata-mzinga

<b>turtle/turtles</b>	<b>kasa/kasa</b>
<b>twins</b>	<b>mapacha</b>
<b>two thirds</b>	<b>thuluthi mbili</b>
<b>underwear</b>	<b>chupi</b>
<b>up</b>	<b>juu</b>
<b>vaccination card</b>	<b>kadi ya mchanjo</b>
<b>value</b>	<b>thamani</b>
<b>vegetables</b>	<b>mboga</b>
<b>veil</b>	<b>veli</b>
<b>very close</b>	<b>karibu sana</b>
<b>very far</b>	<b>mbali sana</b>
<b>video</b>	<b>video</b>
<b>visit (noun)</b>	<b>matembezi</b>
<b>volleyball</b>	<b>mpira wa wavu</b>
<b>wall/walls</b>	<b>ukuta/kuta</b>
<b>wallet</b>	<b>pochi</b>
<b>war</b>	<b>vita</b>
<b>warthog/warthogs</b>	<b>ngiri/ngiri</b>
<b>watch</b>	<b>saa</b>
<b>water</b>	<b>maji</b>
<b>Wednesday</b>	<b>Jumatano</b>
<b>week/weeks</b>	<b>wiki/wiki</b>
<b>welcome/come again</b>	<b>karibu</b>
<b>well</b>	<b>vyema</b>
<b>west</b>	<b>magharibi</b>
<b>whale/whales</b>	<b>nyangumi/nyangumi</b>
<b>What time is it?</b>	<b>Saa ngapi?</b>
<b>What?</b>	<b>Nini?</b>
<b>wheat flour</b>	<b>unga wa ngano</b>
<b>When?</b>	<b>Lini?</b>
<b>Where?</b>	<b>Wapi?</b>
<b>Which?</b>	<b>Ipi?</b>
<b>whistle/whistles</b>	<b>firimbi/firimbi</b>
<b>Who?</b>	<b>Nani?</b>
<b>wife</b>	<b>mke</b>
<b>window/windows</b>	<b>dirisha/madirisha</b>
<b>winner/winners</b>	<b>mshindi/washindi</b>
<b>winter</b>	<b>masika</b>
<b>word/words</b>	<b>nen/maneno</b>

<b>work/job</b>	<b>kazi</b>
<b>worker/workers</b>	<b>mfanyakazi/wafanyakazi</b>
<b>X-and-O game</b>	<b>dama</b>
<b>year/years</b>	<b>mwaka/miaka</b>
<b>yeast</b>	<b>hamira</b>
<b>Yes!</b>	<b>Ndio!</b>
<b>yesterday</b>	<b>jana</b>
<b>yoghurt</b>	<b>mtindi</b>
<b>zebra/zebras</b>	<b>punda-milia/punda-milia</b>